



DM.10 11/12

**Development Management  
Committee**

**Date 24<sup>th</sup> August 2011**

**Subject: Housing Supply**

Report by:

Michael Braithwaite (Central Lincolnshire Joint  
Planning Unit)

Contact Officer:

Mark Sturgess  
01427 676687

Purpose / Summary:

To inform Members on trends in house building  
and planning applications/applications for  
residential development in West Lindsey and  
Central Lincolnshire.

**RECOMMENDATION(S):**

**Note the content of the report as background data for considering future  
planning applications**

**IMPLICATIONS**

**Legal:** Although all planning decisions have the ability to be legally challenged it  
is considered there are no specific legal implications arising from this report

**Financial :**

None arising from this report.

**Staffing :**

None arising from this report.

**Equality and Diversity including Human Rights :** Each planning application has been assessed to consider Human Rights implications especially with regard to Article 8 – right to respect for private and family life and Protocol 1, Article 1 – protection of property and balancing the public interest and well-being of the community within these rights.

**Risk Assessment :**

None arising from this report.

**Climate Related Risks and Opportunities :**

None arising from this report.

**Title and Location of any Background Papers used in the preparation of this report:**

Various planning applications available on-line at  
<http://planning.west-lindsey.gov.uk/planning/>

West Lindsey Local Plan policies available at:-

[http://www.west-lindsey.gov.uk/localplan/plan\\_index.htm](http://www.west-lindsey.gov.uk/localplan/plan_index.htm)

**Call in and Urgency:**

Is the decision one which Rule 14 of the Scrutiny Procedure Rules apply?

Yes

No

**Key Decision:**

Yes

No

## Introduction

Annual housing completions and the supply of land for new dwellings are reported through the Annual Monitoring Report (AMR) and the Strategic Housing Land Availability Assessment (SHLAA).

In order to predict the type and range of sites that might make up our future housing land supply it is useful to examine sources of previous housing completions and planning permissions to enable analysis of past trends and how and whether these are changing.

The Central Lincolnshire Joint Planning Unit (CL-JPU) has therefore produced this report (Attached as Appendix 1) which covers the period 1 April 2006 – 31 March 2010 breaking down completions and planning permissions for new dwellings by location to allow the Central Lincolnshire authorities to:

- Identify the Parishes and Wards that have experienced the highest house building activity in recent years
- Identify trends in the number of houses being granted permission on various site sizes
- Compare the permissions granted for housing with the actual completions delivered on the ground
- Compare cross boundary trends

Overall, this report can be used to help understand of Officer and Committee resources are being invested, to inform the understanding and management of housing land supply and to feed into the identification of new sites for allocation through the Central Lincolnshire Core Strategy and Local Development Framework.

## Trend analysis

The Central Lincolnshire House Building Trend Analysis provides a detailed analysis of the permissions and completions data for housing from the three Central Lincolnshire authorities (North Kesteven, City of Lincoln and West Lindsey) as well as Central Lincolnshire as a whole. In the main, data is presented at Parish (North Kesteven and West Lindsey) and Ward (Lincoln) level; and by Site Size (e.g. 1-4 dwellings, 51-100 dwellings, 301-400 dwellings). A copy of the report is available at the Council offices for inspection.

The data is presented in tabular and graphic format for each of the local authority areas, then for Central Lincolnshire as a whole.

There are gaps in the data which means some of the analysis is incomplete. The CL-JPU would like to fill the data gaps with the help of the Central Lincolnshire authorities as soon as is practically possible. This will require a fully joined up approach to monitoring.

The main findings of the report are:

- The majority of permissions granted for housing, by the Central Lincolnshire authorities, are for 1 – 4 dwellings (the highest proportion being for single dwellings)
- However, large sites (mainly sites of 51 – 100 dwellings or 101 – 200 dwellings) contribute the highest number of dwellings to the housing land supply
- The majority of housing completions occur on large sites (mainly on sites of 51 – 100 dwellings or 101 – 200 dwellings)

Members will receive a short presentation of the key trends in their Local Authority area.

(Note: Due to its size Appendix 1 was only circulated electronically)

# Housing Permissions and Completions Trend Analysis

Analysis for North Kesteven, City of Lincoln, West Lindsey and Central  
Lincolnshire.

Central Lincolnshire  
Joint Strategic Planning Committee



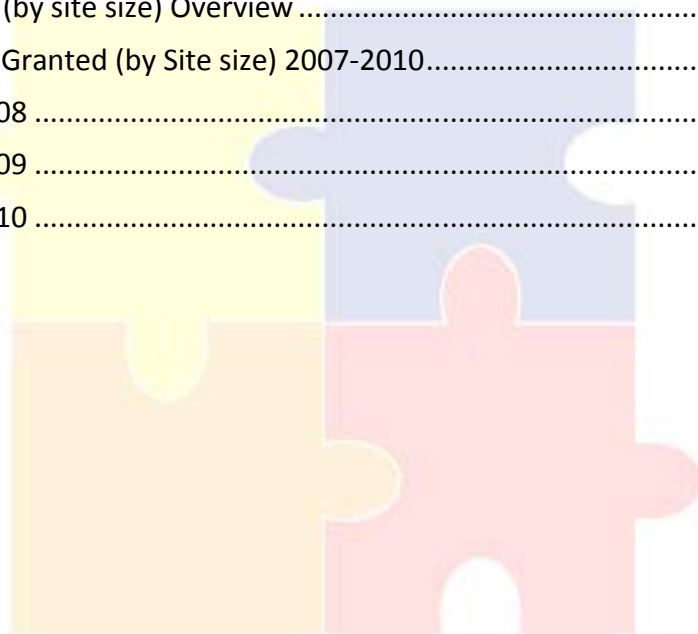


# Central Lincolnshire Joint Strategic Planning Committee

## Contents

|   |    |
|---|----|
| Introduction to the Permissions and Completions Trend Analysis .....                            | 5  |
| North Kesteven Permission 2007 – 2010 (By Parish) Overview .....                                | 8  |
| North Kesteven Permission (By Site Size) 2007-2010 Overview .....                               | 16 |
| North Kesteven Completions (By Parish) 2006 – 2010 Overview .....                               | 19 |
| North Kesteven Completions (By Site Size) 2007-2010 Overview.....                               | 28 |
| Detailed Analysis of North Kesteven Permissions and Completions (By Site Size) 2006-2010.....   | 30 |
| North Kesteven Completions 2006 – 2007 .....  | 30 |
| North Kesteven Permissions and Completions 2007 - 2008 .....                                    | 33 |
| North Kesteven Permissions and Completions 2008-2009 .....                                      | 39 |
| North Kesteven Permissions and Completions 2009 – 2010.....                                     | 45 |
| City of Lincoln Permissions 2007- 2010 (by Ward) Overview.....                                  | 53 |
| City of Lincoln Permissions 2007- 2010 (by Site Size) Overview .....                            | 59 |
| City of Lincoln Completions 2006- 2010 (by Ward) Overview.....                                  | 62 |
| City of Lincoln Completions 2006- 2010 (by Site size) Overview .....                            | 64 |
| Detailed Analysis of City of Lincoln Permissions and Completions (By Site Size) 2006-2010 ..... | 66 |
| City of Lincoln Completions 2006-2007 .....   | 66 |
| City of Lincoln Permissions and Completions 2007-2008.....                                      | 69 |
| City of Lincoln Permissions and Completions 2008-2009.....                                      | 75 |
| City of Lincoln Permissions and Completions 2009-2010.....                                      | 81 |
| West Lindsey Permissions 2006-2010 (by Site Size) Overview.....                                 | 88 |
| Detailed analysis of West Lindsey’s Permissions 2006-2010 (by Site size) .....                  | 90 |
| West Lindsey permissions 2006-2007 .....  | 90 |
| West Lindsey permissions 2007-2008 .....  | 92 |
| West Lindsey permissions 2008-2009 .....  | 94 |

|   |     |
|---|-----|
| West Lindsey Permissions 2009-2010 .....  | 96  |
| West Lindsey Completions 2006-2010 (by Settlement) Overview (from AHSA October 2010) .....  | 98  |
| Central Lincolnshire Completions 2006-2010 (by Settlement/Parish or Ward) Overview .....    | 120 |
| Central Lincolnshire Permissions Granted 2007-2010 (by site size) Overview .....            | 138 |
| Detailed analysis of Central Lincolnshire Permissions Granted (by Site size) 2007-2010..... | 140 |
| Central Lincolnshire Permissions Granted 2007-2008 .....                                    | 140 |
| Central Lincolnshire Permissions Granted 2008-2009 .....                                    | 144 |
| Central Lincolnshire Permissions Granted 2009-2010 .....                                    | 148 |



# Central Lincolnshire Joint Strategic Planning Committee



## Introduction to the Housing Permissions and Completions Trend Analysis

The Central Lincolnshire Joint Planning Unit (CL-JPU) has analysed and evaluated housing permissions and completions data from the three Central Lincolnshire authorities (**North Kesteven, City of Lincoln and West Lindsey**), to give an insight into the type and range of sites that have made up the housing land supply over the past few years. To do this analysis, the CL-JPU put housing permissions and completions data provided by the three authorities into a standardised format then used pivot tables to extract the data at parish, ward and site size level. This report presents the data for each of the local authority areas and for Central Lincolnshire as a whole.

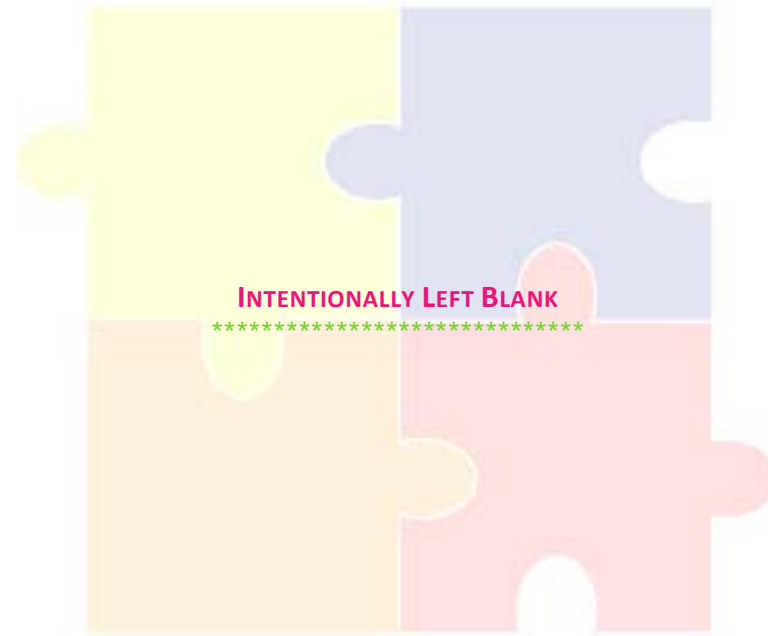
For **North Kesteven** the CL-JPU had access to site level housing completions data from 2006 – 2010 and site level permissions data from 2007 – 2010. The CL-JPU was able to analyse the data at site size and parish level for both completions and permissions.

The CL-JPU had access to the same data for the **City of Lincoln**, site level housing completions data from 2006 – 2010 and site level permissions data from 2007 – 2010. The CL-JPU was able to analyse the data at site size and ward level for both completions and permissions.

For **West Lindsey** site level housing completions data was not made available to the CL-JPU therefore published data from the **Annual Housing Supply Assessment (AHSA)** was used to obtain some of the information needed to undertake this analysis. The CL-JPU was therefore unable to analyse the housing completions data for West Lindsey at site size level. The CL-JPU was provided with West Lindsey housing permissions data from 2006 – 2010 however this did not include parish information so the CL-JPU was unable to analyse the permissions data for West Lindsey at parish level.

At this time the **Central Lincolnshire** trend analysis is skewed due to gaps in the data outlined above. In time the CL-JPU would like to fill the data gaps with the help of the Central Lincolnshire authorities.

Central Lincolnshire  
Joint Strategic Planning Committee



# Central Lincolnshire Joint Strategic Planning Committee



# North Kesteven Trend Analysis

---

Permissions 2007-2010 and Completions 2006-2010

Central Lincolnshire

Joint Strategic Planning Committee

NB:

1. NO PERMISSIONS DATA FOR 2006 – 2007 FOR NORTH KESTEVEN.

## North Kesteven Permission<sup>1</sup> 2007 – 2010 (By Parish) Overview

| Parish                           | Permissions Granted<br>2007-2008 | Permissions Granted<br>2008-2009 | Permissions Granted<br>2009-2010 | Total |
|----------------------------------|----------------------------------|----------------------------------|----------------------------------|-------|
| Anwick                           | –                                | –                                | 1 <sup>2</sup>                   | 1     |
| Asgarby & Howell                 | 1                                | –                                | 1                                | 2     |
| Ashby de la Launde & Bloxholm    | 1                                | –                                | 2                                | 3     |
| Aswarby & Swarby                 | 3                                | 1                                | –                                | 4     |
| Aubourn & Haddington             | 1                                | –                                | 1                                | 2     |
| Aunsby & Dembleby                | 2                                | 2                                | –                                | 4     |
| Brant Broughton & Stragglethorpe | 2                                | 1                                | 2                                | 5     |
| Bassingham                       | 12                               | 4                                | 8                                | 24    |
| Beckingham                       | –                                | 1                                | 1                                | 2     |
| Billinghay                       | 9                                | 4                                | 1                                | 14    |
| Blankney                         | 1                                | –                                | –                                | 1     |
| Boothby Graffoe                  | 1                                | –                                | 1                                | 2     |
| Bracebridge Heath                | 3                                | 3                                | 2                                | 8     |

<sup>1</sup> Number of Permissions Granted; all applications resulting in new dwellings (however may include some that may have been superseded).

<sup>2</sup> Permission example: In 2009-2010 in the Parish of Anwick 1 application was granted permission.

| Parish                 | Permissions Granted<br>2007-2008 | Permissions Granted<br>2008-2009 | Permissions Granted<br>2009-2010 | Total |
|------------------------|----------------------------------|----------------------------------|----------------------------------|-------|
| Branston & Mere        | 8                                | 2                                | 3                                | 13    |
| Braucewell             | -                                | -                                | 1                                | 1     |
| Burton Pedwardine      | 1                                | 2                                | -                                | 3     |
| Canwick                | 2                                | -                                | 2                                | 4     |
| Cranwell & Byards Leap | -                                | 3                                | 1                                | 4     |
| Carlton le Moorland    | 1                                | 2                                | -                                | 3     |
| Coleby                 | -                                | 1                                | 1                                | 2     |
| Digby                  | 2                                | 2                                | 1                                | 5     |
| Doddington & Whisby    | 1                                | 1                                | -                                | 2     |
| Dorrington             | 5                                | 1                                | -                                | 6     |
| Dunston                | 1                                | 1                                | -                                | 2     |
| Ewerby & Evedon        | 2                                | 2                                | 2                                | 6     |
| Great Hale             | 1                                | -                                | 1                                | 2     |
| Harmston               | -                                | -                                | 1                                | 1     |
| Heckington             | 3                                | 6                                | 4                                | 13    |

| Parish           | Permissions Granted<br>2007-2008 | Permissions Granted<br>2008-2009 | Permissions Granted<br>2009-2010 | Total |
|------------------|----------------------------------|----------------------------------|----------------------------------|-------|
| Heighington      | 3                                | 6                                | 1                                | 10    |
| Helpringham      | 2                                | 1                                | -                                | 3     |
| Kirkby la Thorpe | -                                | 2                                | 2                                | 4     |
| Leadenham        | 4                                | -                                | 1                                | 5     |
| Leasingham       | -                                | 1                                | 3                                | 4     |
| Little Hale      | 2                                | 2                                | 1                                | 5     |
| Martin           | 4                                | 3                                | 1                                | 8     |
| Metheringham     | 5                                | 5                                | 2                                | 12    |
| Navenby          | 2                                | 4                                | 1                                | 7     |
| Nocton           | 1                                | 1                                | -                                | 2     |
| North Hykeham    | 17                               | 13                               | 8                                | 38    |
| North Kyme       | 2                                | -                                | 2                                | 4     |
| North Rauceby    | -                                | 1                                | -                                | 1     |
| North Scarle     | -                                | 1                                | 1                                | 2     |
| Norton Disney    | 1                                | -                                | -                                | 1     |

| Parish                  | Permissions Granted<br>2007-2008 | Permissions Granted<br>2008-2009 | Permissions Granted<br>2009-2010 | Total |
|-------------------------|----------------------------------|----------------------------------|----------------------------------|-------|
| Osbournby               | -                                | 1                                | 1                                | 2     |
| Potterhanworth          | 5                                | 1                                | 2                                | 8     |
| Ruskington              | 3                                | 8                                | 4                                | 15    |
| Scopwick & Kirkby Green | 1                                | 3                                | 3                                | 7     |
| Silk Willoughby         | 1                                | -                                | 1                                | 2     |
| Skellingthorpe          | 1                                | 4                                | 3                                | 8     |
| Sleaford                | 27                               | 9                                | 7                                | 43    |
| South Hykeham           | 4                                | 4                                | -                                | 8     |
| South Kyme              | 1                                | 1                                | 1                                | 3     |
| South Rauceby           | 1                                | -                                | -                                | 1     |
| Stapleford              | 1                                | -                                | -                                | 1     |
| Swaton                  | 1                                | -                                | -                                | 1     |
| Swinderby               | 2                                | -                                | 1                                | 3     |
| Temple Bruer            | 1                                | -                                | -                                | 1     |
| Thorpe on the Hill      | 1                                | -                                | -                                | 1     |

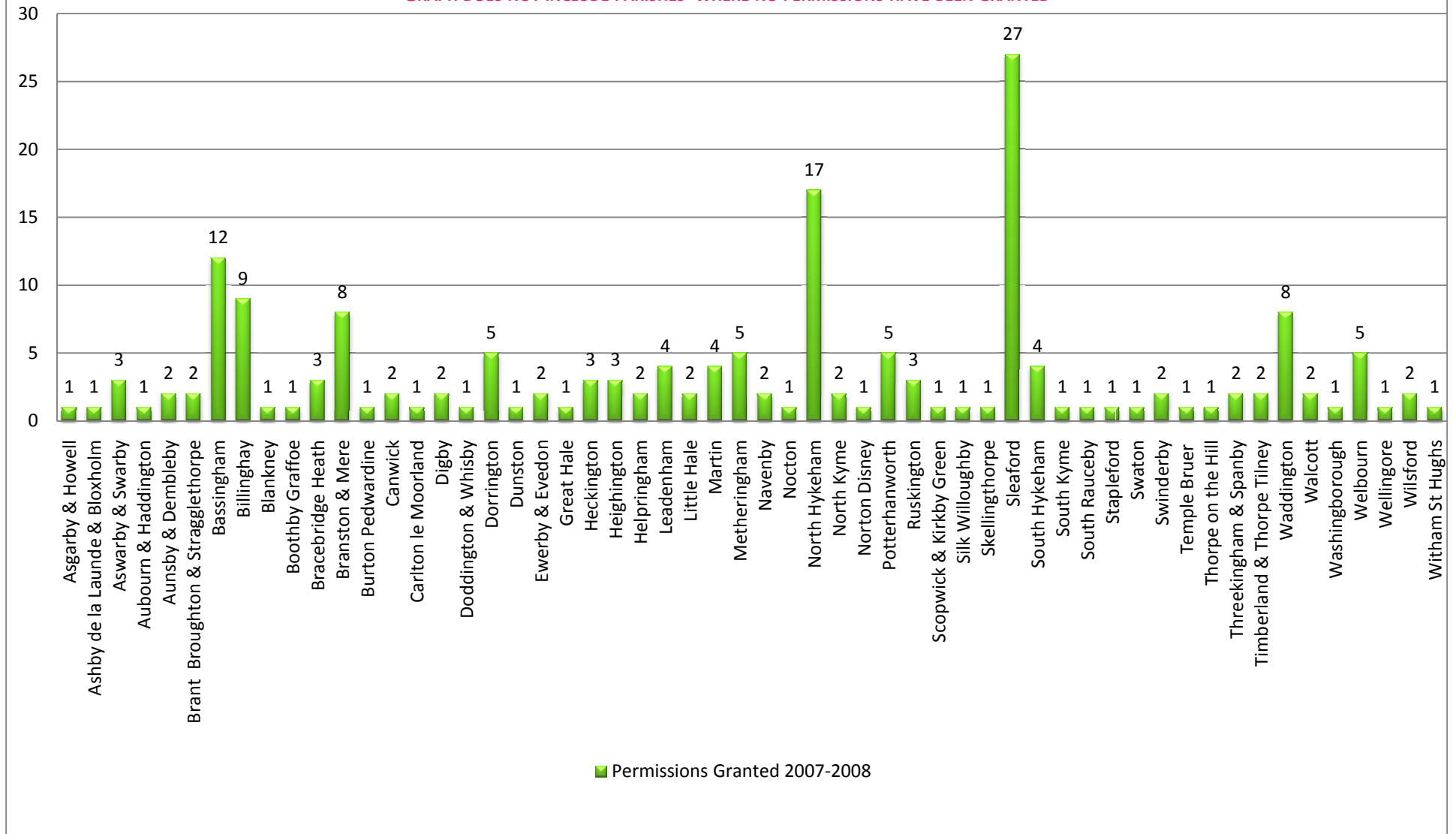
| Parish                        | Permissions Granted<br>2007-2008 | Permissions Granted<br>2008-2009 | Permissions Granted<br>2009-2010 | Total      |
|-------------------------------|----------------------------------|----------------------------------|----------------------------------|------------|
| Threkingham & Spanby          | 2                                | 2                                | -                                | 4          |
| Timberland & Thorpe<br>Tilney | 2                                | 4                                | 1                                | 7          |
| Waddington                    | 8                                | 4                                | 2                                | 14         |
| Walcot                        | -                                | -                                | -                                | 0          |
| Walcott                       | 2                                | 4                                | 3                                | 9          |
| Washingborough                | 1                                | 3                                | 7                                | 11         |
| Welbourn                      | 5                                | 3                                | 1                                | 9          |
| Wellingore                    | 1                                | 3                                | 3                                | 7          |
| Wilsford                      | 2                                | -                                | -                                | 2          |
| Witham St Hughs               | 1                                | 1                                | 2                                | 4          |
| <b>TOTAL</b>                  | <b>180</b>                       | <b>134</b>                       | <b>102</b>                       | <b>416</b> |

Joint Strategic Planning Committee



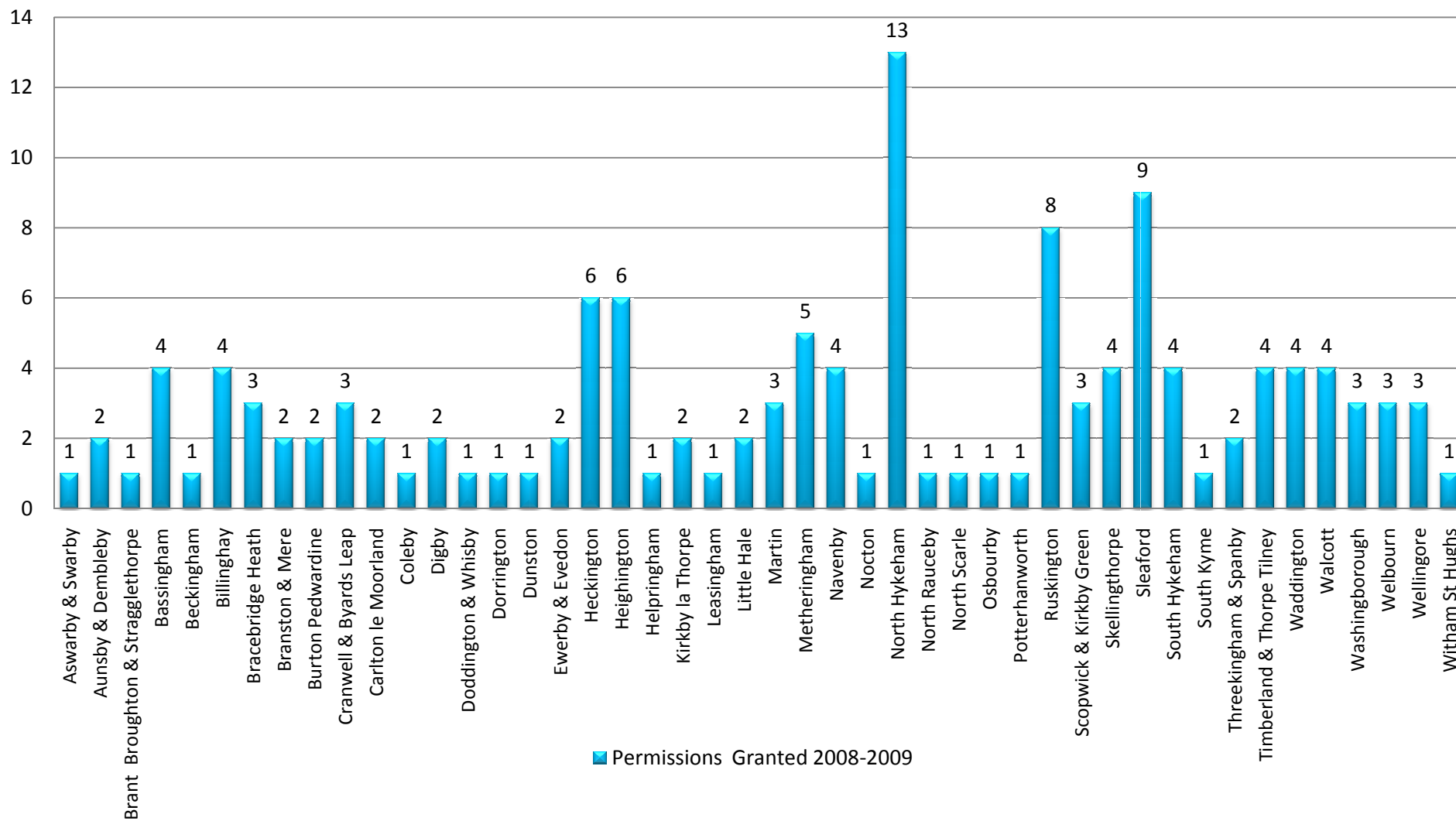
## Number of permissions granted (by Parish) 2007-2008

GRAPH DOES NOT INCLUDE PARISHES WHERE NO PERMISSIONS HAVE BEEN GRANTED



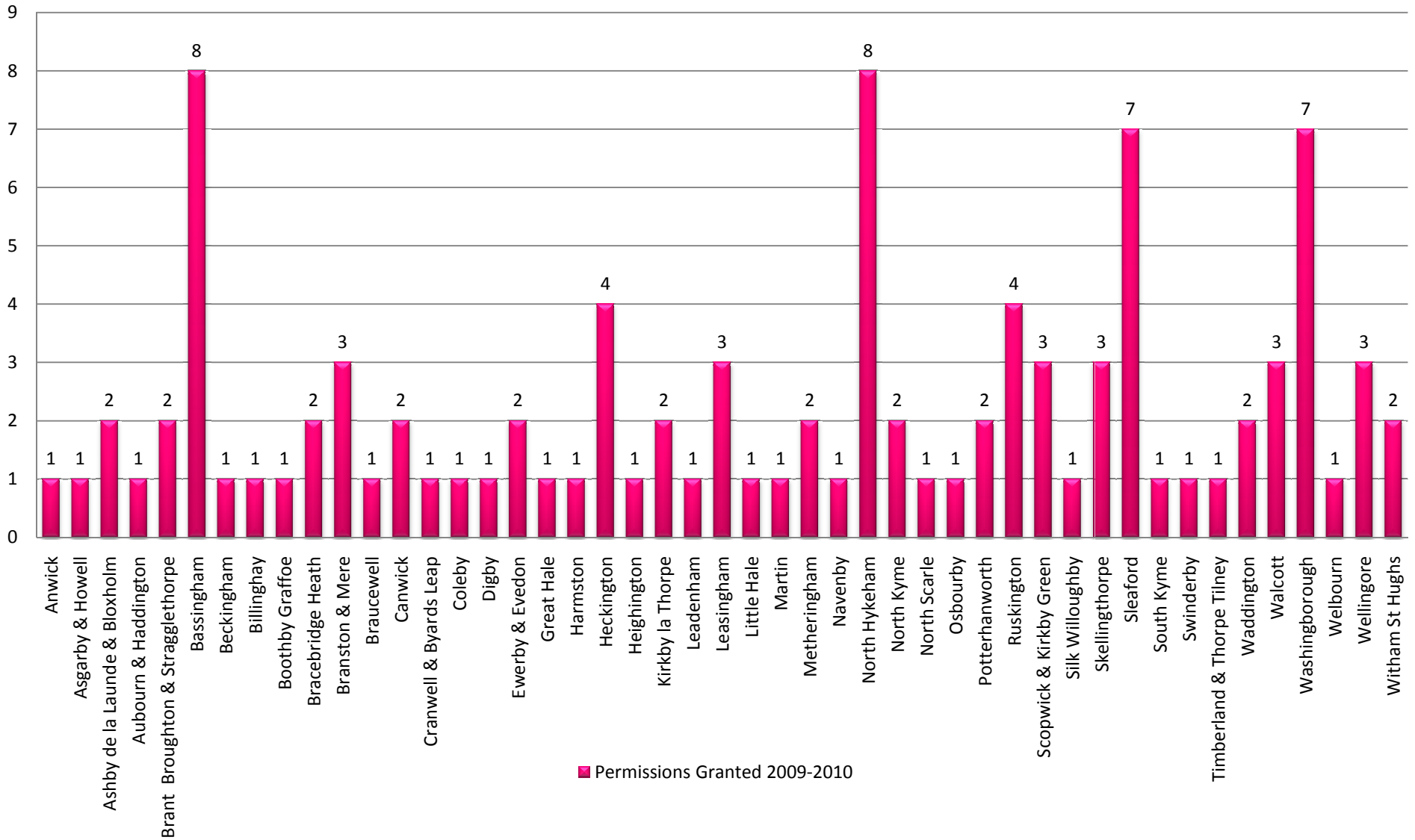
## Number of permissions granted (by Parish) 2008-2009

GRAPH DOES NOT INCLUDE PARISHES WHERE NO PERMISSIONS HAVE BEEN GRANTED



## Number of permissions granted (by Parish) 2009-2010

GRAPH DOES NOT INCLUDE PARISHES WHERE NO PERMISSIONS HAVE BEEN GRANTED



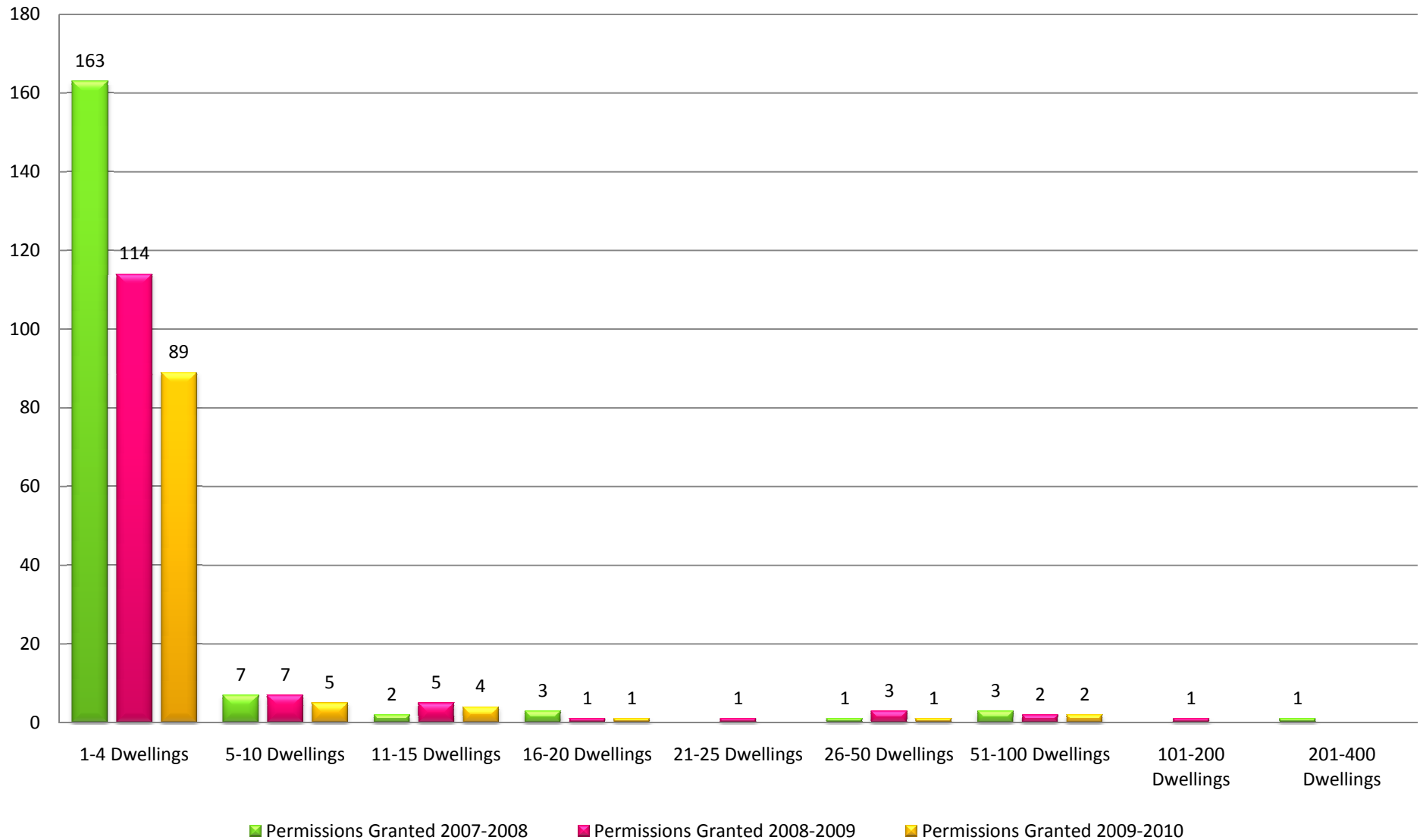
## North Kesteven Permission (By Site Size) 2007-2010 Overview

| Site Size          | Permissions Granted 2007-2008 | Number of Dwellings from Permissions Granted 2007 - 2008 | Permissions Granted 2008-2009 | Number of Dwellings from Permissions Granted 2008-2009 | Permissions Granted 2009-2010 | Number of Dwellings from Permissions Granted 2009-2010 |
|--------------------|-------------------------------|--|-------------------------------|--|-------------------------------|--|
| 1-4 Dwellings      | 163 <sup>3</sup>              | 232 <sup>4</sup>   | 114                           | 178  | 89                            | 132  |
| 5-10 Dwellings     | 7                             | 50   | 7                             | 55   | 5                             | 32   |
| 11-15 Dwellings    | 2                             | 28   | 5                             | 65   | 4                             | 48   |
| 16-20 Dwellings    | 3                             | 51   | 1                             | 20   | 1                             | 16   |
| 21-25 Dwellings    | -                             | -  | 1                             | 22   | -                             | -  |
| 26-50 Dwellings    | 1                             | 49   | 3                             | 100  | 1                             | 27   |
| 51-100 Dwellings   | 3                             | 243  | 2                             | 130  | 2                             | 150  |
| 101-200 Dwellings  | -                             | -  | 1                             | 126  | -                             | -  |
| 201-400 Dwellings  | 1                             | 219  | -                             | -  | -                             | -  |
| <b>Grand Total</b> | <b>180</b>                    | <b>872</b>   | <b>134</b>                    | <b>696</b>   | <b>102</b>                    | <b>405</b>   |

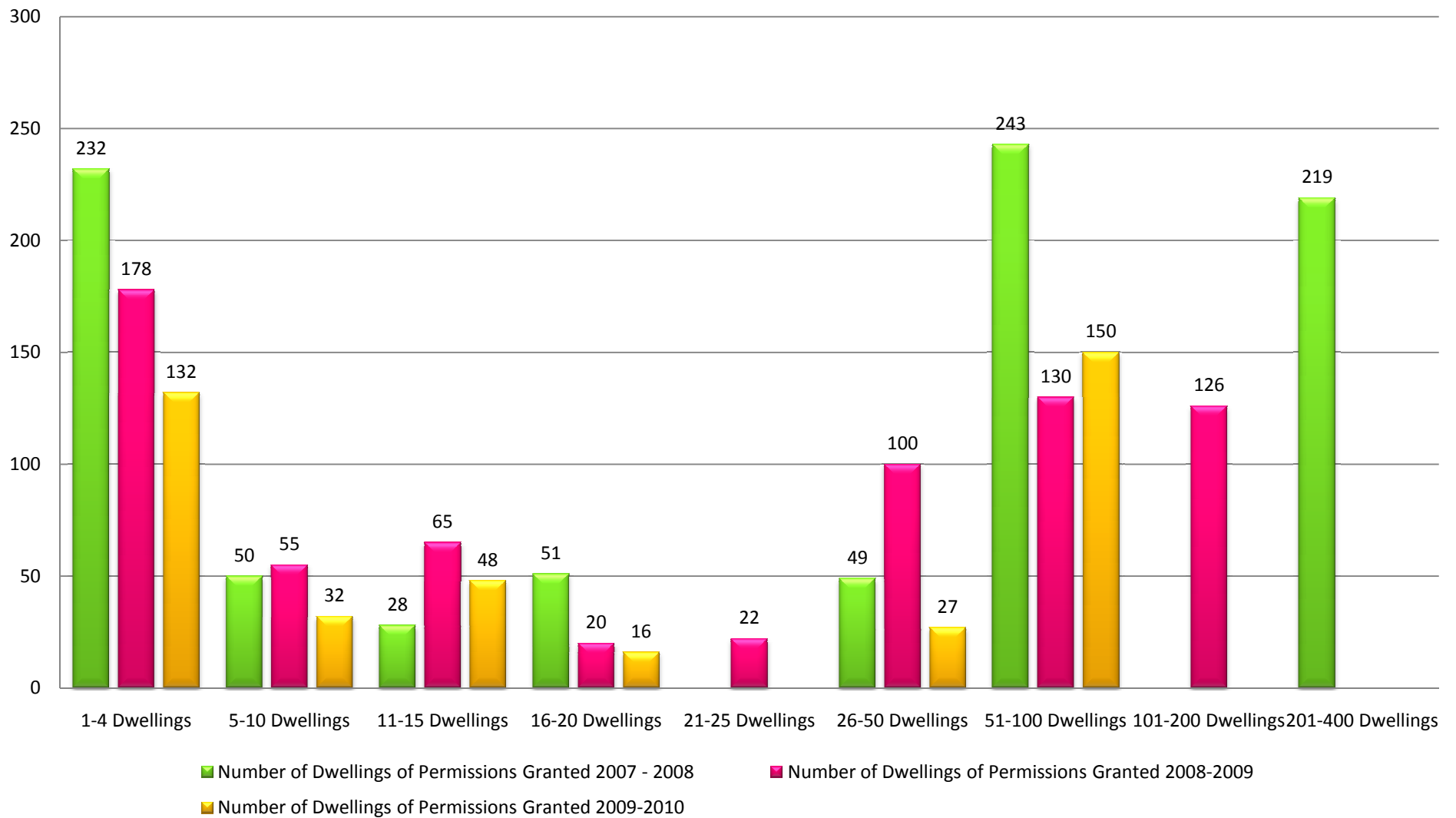
<sup>3</sup> Permissions Granted Example: In 2007-2008, 163 permissions were granted on site sizes between 1 and 4 Dwellings.

<sup>4</sup> Number of Permissions Granted Example: In 2007-2008 out of the 163 permissions granted on sites for between 1 and 4 dwellings; 232 dwellings were approved to be built.

## North Kesteven number of permissions granted (by site size) 2007-2010



## Total Number of dwellings from permissions granted within the financial year (by site size) 2007-2010



## North Kesteven Completions (By Parish) 2006 – 2010 Overview

| Parish                             | 2006-2007      | 2007-2008 | 2008-2009 | 2009-2010 | Total (number of Dwellings Completed) |
|------------------------------------|----------------|-----------|-----------|-----------|---------------------------------------|
| Anwick                             | 2 <sup>5</sup> | –         | –         | –         | 2                                     |
| Asgarby and Howell                 | 2              | –         | 1         | –         | 3                                     |
| Ashby de la Launde and Boxholm     | –              | 19        | 1         | –         | 20                                    |
| Aswarby and Swarby                 | –              | 1         | –         | 1         | 2                                     |
| Aurbourn and Haddington            | –              | 1         | –         | 3         | 4                                     |
| Aunsby and Dembleby                | –              | 1         | 1         | –         | 2                                     |
| Bassingham                         | 28             | 7         | 12        | 17        | 64                                    |
| Beckingham                         | –              | 5         | –         | 1         | 6                                     |
| Billinghay                         | 16             | 10        | 3         | 2         | 31                                    |
| Blankney                           | –              | 2         | –         | –         | 2                                     |
| Bracebridge Heath                  | 6              | 5         | 2         | 3         | 16                                    |
| Branston and Mere                  | 6              | 9         | 21        | 15        | 51                                    |
| Brant Broughton and Stragglethorpe | 6              | 2         | 9         | –         | 17                                    |

<sup>5</sup> Net Completions Example: in 2006 – 2007 in the Parish of Anwick, 2 dwellings were completed.

| Parish                    | 2006-2007 | 2007-2008 | 2008-2009 | 2009-2010 | Total (number of Dwellings Completed) |
|---------------------------|-----------|-----------|-----------|-----------|---------------------------------------|
| Burton Pedwardine         | -         | -         | 1         | -         | 1                                     |
| Canwick                   | -         | -         | 1         | -         | 1                                     |
| Carlton Le Moorland       | 12        | 1         | 5         | 2         | 20                                    |
| Coleby                    | -         | 2         | -         | -         | 2                                     |
| Cranwell and Byard's Leap | 2         | 2         | 2         | 16        | 22                                    |
| Culverthorpe and Kelby    | 2         | -         | -         | 1         | 3                                     |
| Digby                     | -         | 1         | 3         | 7         | 11                                    |
| Doddington and Whisby     | 3         | 2         | 4         | 2         | 11                                    |
| Dogdyke                   | -         | -         | -         | 1         | 1                                     |
| Dorrington                | -         | -         | 1         | -         | 1                                     |
| Dunston                   | 10        | 3         | 2         | -         | 15                                    |
| Eagle and Swinethorpe     | 4         | 5         | 4         | 3         | 16                                    |
| Ewerby and Evedon         | -         | 4         | 2         | -         | 6                                     |
| Great Hale                | 18        | 4         | 4         | -         | 26                                    |
| Harmston                  | 3         | 2         | -         | -         | 5                                     |



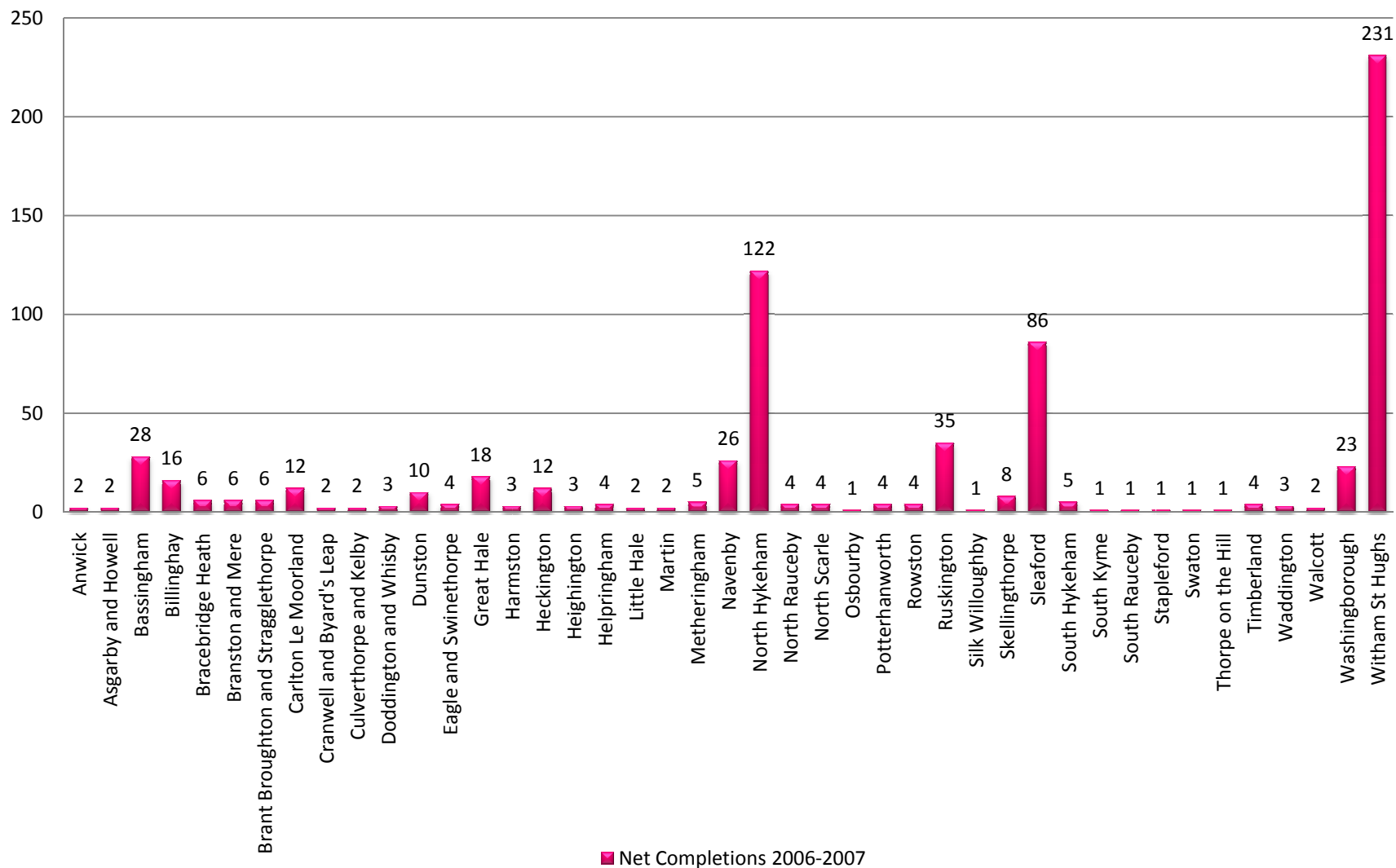
| Parish            | 2006-2007 | 2007-2008 | 2008-2009 | 2009-2010 | Total (number of Dwellings Completed) |
|-------------------|-----------|-----------|-----------|-----------|---------------------------------------|
| Heckington        | 12        | 12        | 2         | 4         | 30                                    |
| Heighington       | 3         | 3         | 1         | 4         | 11                                    |
| Helpringham       | 4         | 5         | 5         | 4         | 18                                    |
| Kirkby La Thorpe  | -         | -         | 1         | 1         | 2                                     |
| Leadenham         | -         | -         | 2         | 2         | 4                                     |
| Leasingham        | -         | 1         | 1         | -         | 2                                     |
| Little Hale       | 2         | 1         | -         | 2         | 5                                     |
| Martin            | 2         | 3         | -         | 1         | 6                                     |
| Metheringham      | 5         | 3         | 6         | 7         | 21                                    |
| Navenby           | 26        | 37        | 25        | 8         | 96                                    |
| Newton and Haceby | -         | 2         | -         | -         | 2                                     |
| Nocton            | -         | 27        | 12        | 5         | 44                                    |
| North Hykeham     | 122       | 184       | 154       | 216       | 676                                   |
| North Kyme        | -         | -         | -         | -         | 0                                     |
| North Rauceby     | 4         | 1         | -         | -         | 5                                     |

| Parish          | 2006-2007 | 2007-2008 | 2008-2009 | 2009-2010 | Total (number of Dwellings Completed) |
|-----------------|-----------|-----------|-----------|-----------|---------------------------------------|
| North Scarle    | 4         | 1         | 2         | 7         | 14                                    |
| Norton Disney   | -         | 1         | -         | 1         | 2                                     |
| Osournby        | 1         | 5         | -         | -         | 6                                     |
| Potterhanworth  | 4         | 5         | 4         | 3         | 16                                    |
| Rowston         | 4         | 2         | -         | -         | 6                                     |
| Ruskington      | 35        | 43        | 4         | 8         | 90                                    |
| Scopwick        | -         | 3         | 8         | -         | 11                                    |
| Scredington     | -         | 1         | -         | -         | 1                                     |
| Silk Willoughby | 1         | 3         | 1         | -         | 5                                     |
| Skellingthorpe  | 8         | 13        | 7         | 7         | 35                                    |
| Sleaford        | 86        | 90        | 92        | 61        | 329                                   |
| South Hykeham   | 5         | 4         | 3         | 27        | 39                                    |
| South Kyme      | 1         | 2         | -         | -         | 3                                     |
| South Rauceby   | 1         | 11        | -         | 12        | 24                                    |
| Stapleford      | 1         | 1         | 1         | -         | 3                                     |

| Parish             | 2006-2007  | 2007-2008  | 2008-2009  | 2009-2010  | Total (number of Dwellings Completed) |
|--------------------|------------|------------|------------|------------|---------------------------------------|
| Swaton             | 1          | 1          | -          | -          | 2                                     |
| Swinderby          | -          | 2          | 5          | -          | 7                                     |
| Thorpe on the Hill | 1          | -          | 1          | 1          | 3                                     |
| Threekingham       | -          | -          | 10         | 1          | 11                                    |
| Timberland         | 4          | 2          | 2          | 2          | 10                                    |
| Waddington         | 3          | 2          | 3          | 29         | 37                                    |
| Walcot             | -          | -          | -          | -          | 0                                     |
| Walcott            | 2          | 2          | 1          | -          | 5                                     |
| Washingborough     | 23         | 5          | 1          | 1          | 30                                    |
| Welbourn           | -          | 6          | 6          | 2          | 14                                    |
| Wellingore         | -          | 1          | 2          | 1          | 4                                     |
| Wilsford           | -          | 6          | -          | 3          | 9                                     |
| Witham St Hughs    | 231        | 165        | 79         | 25         | 500                                   |
| <b>Totals</b>      | <b>716</b> | <b>744</b> | <b>520</b> | <b>519</b> | <b>2499</b>                           |

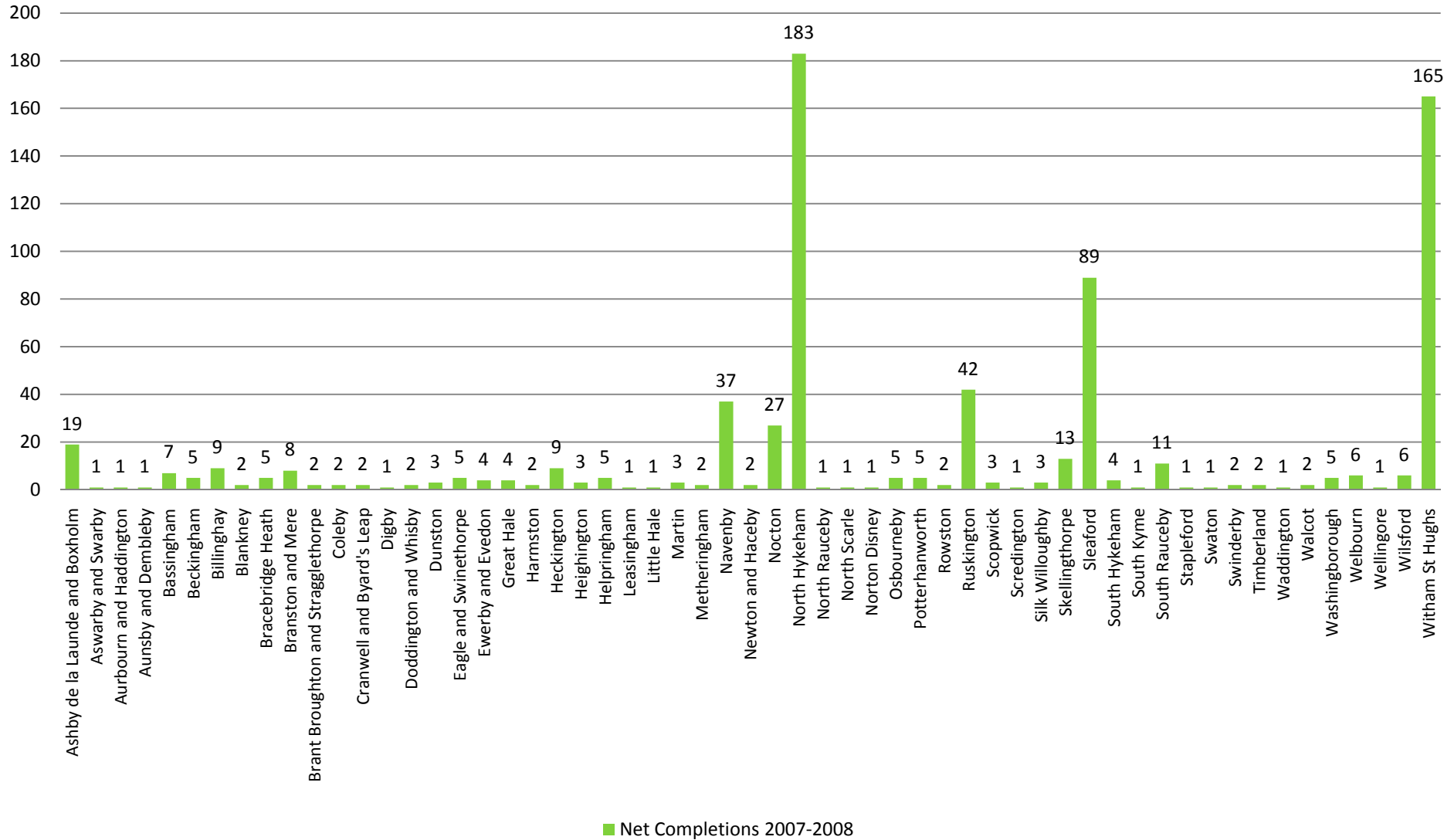
## North Kesteven Net Completions (By Parish) 2006-2007

GRAPH DOES NOT INCLUDE PARISHES THAT HAVE HAD NO COMPLETIONS



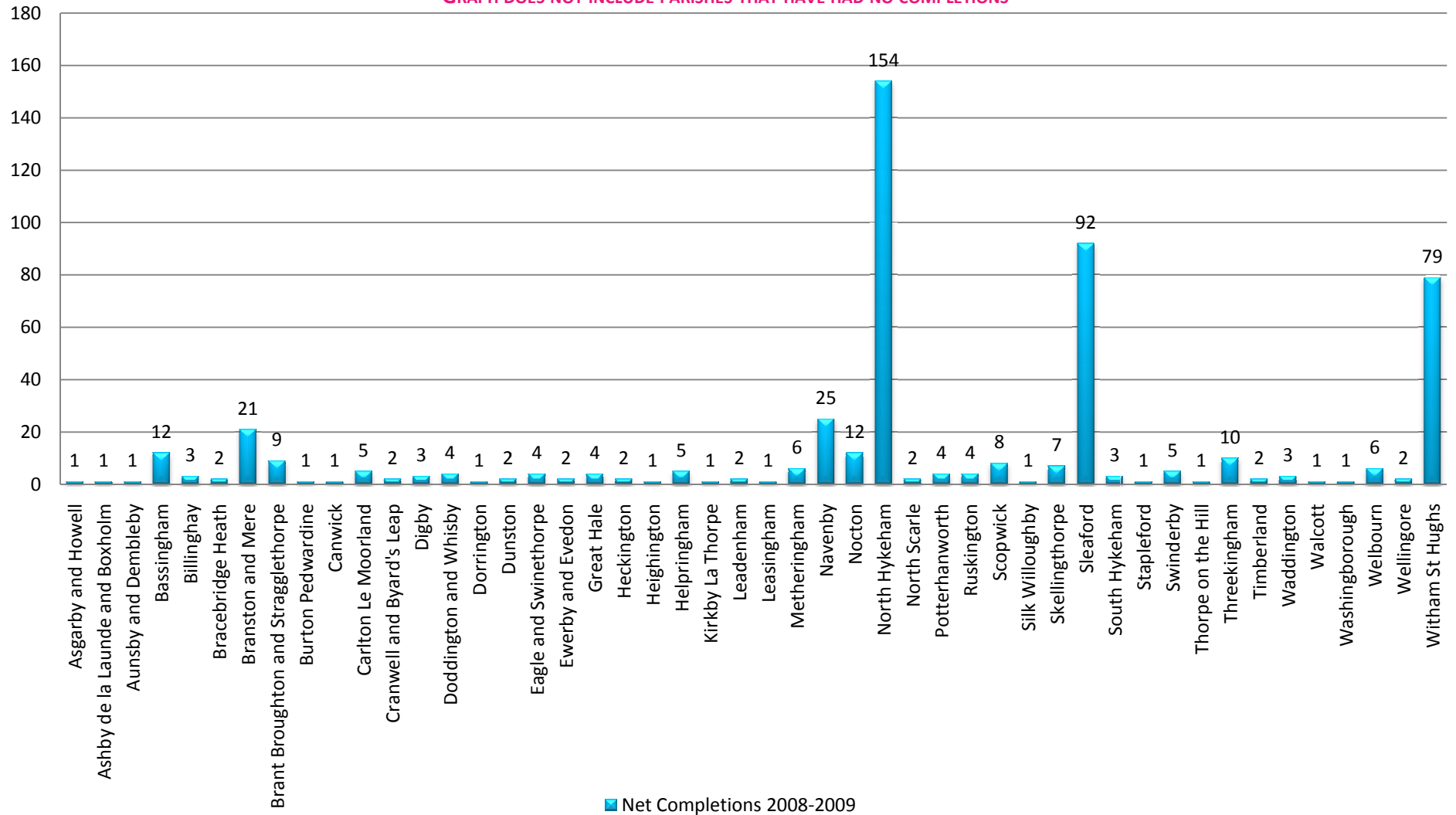
# North Kesteven Net Completions (by Parish) 2007-2008

GRAPH DOES NOT INCLUDE PARISHES THAT HAVE HAD NO COMPLETIONS



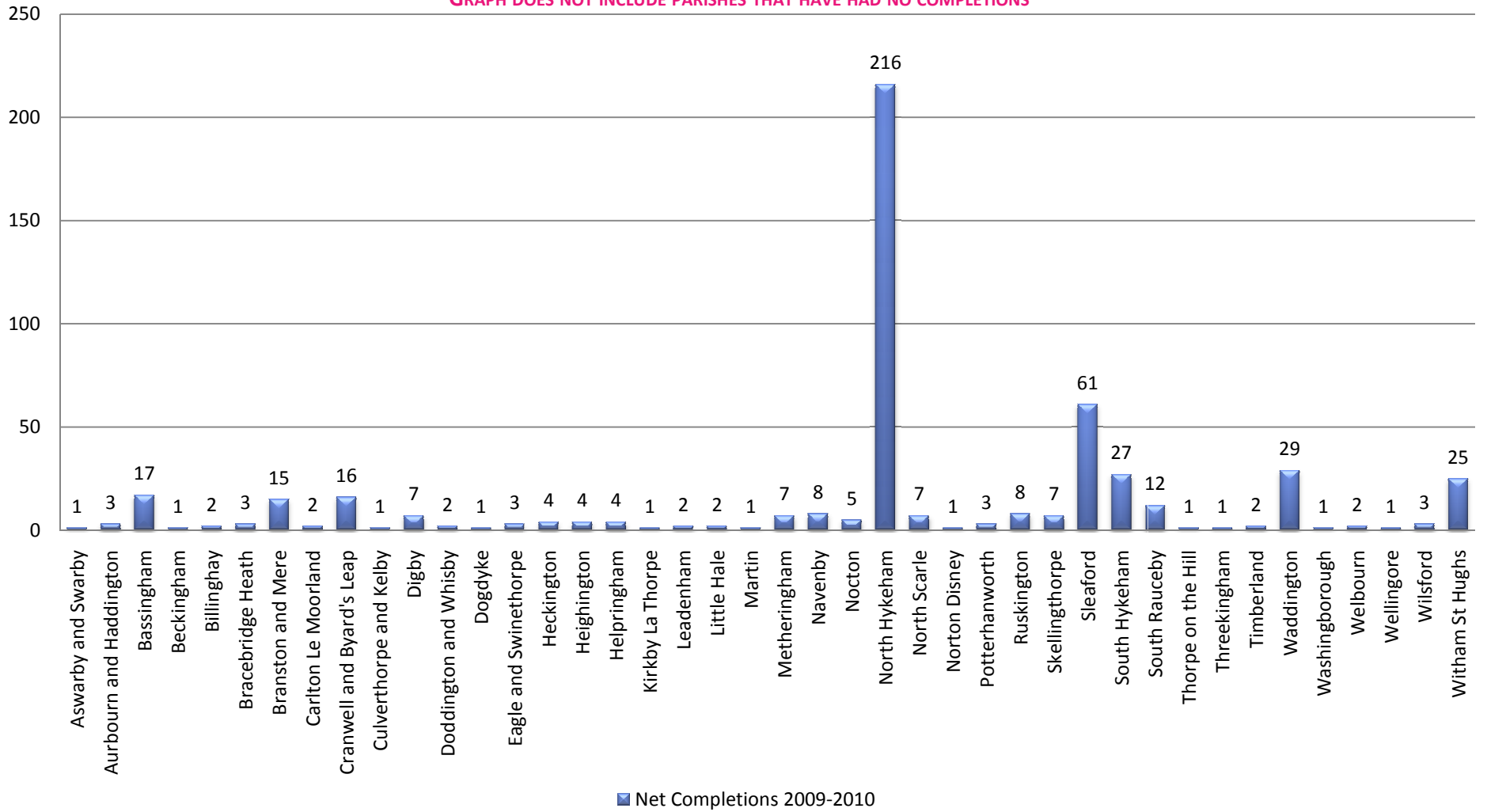
# North Kesteven Net Completions (by Parish) 2008-2009

GRAPH DOES NOT INCLUDE PARISHES THAT HAVE HAD NO COMPLETIONS



# North Kesteven Net Completions (by Parish) 2009-2010

GRAPH DOES NOT INCLUDE PARISHES THAT HAVE HAD NO COMPLETIONS



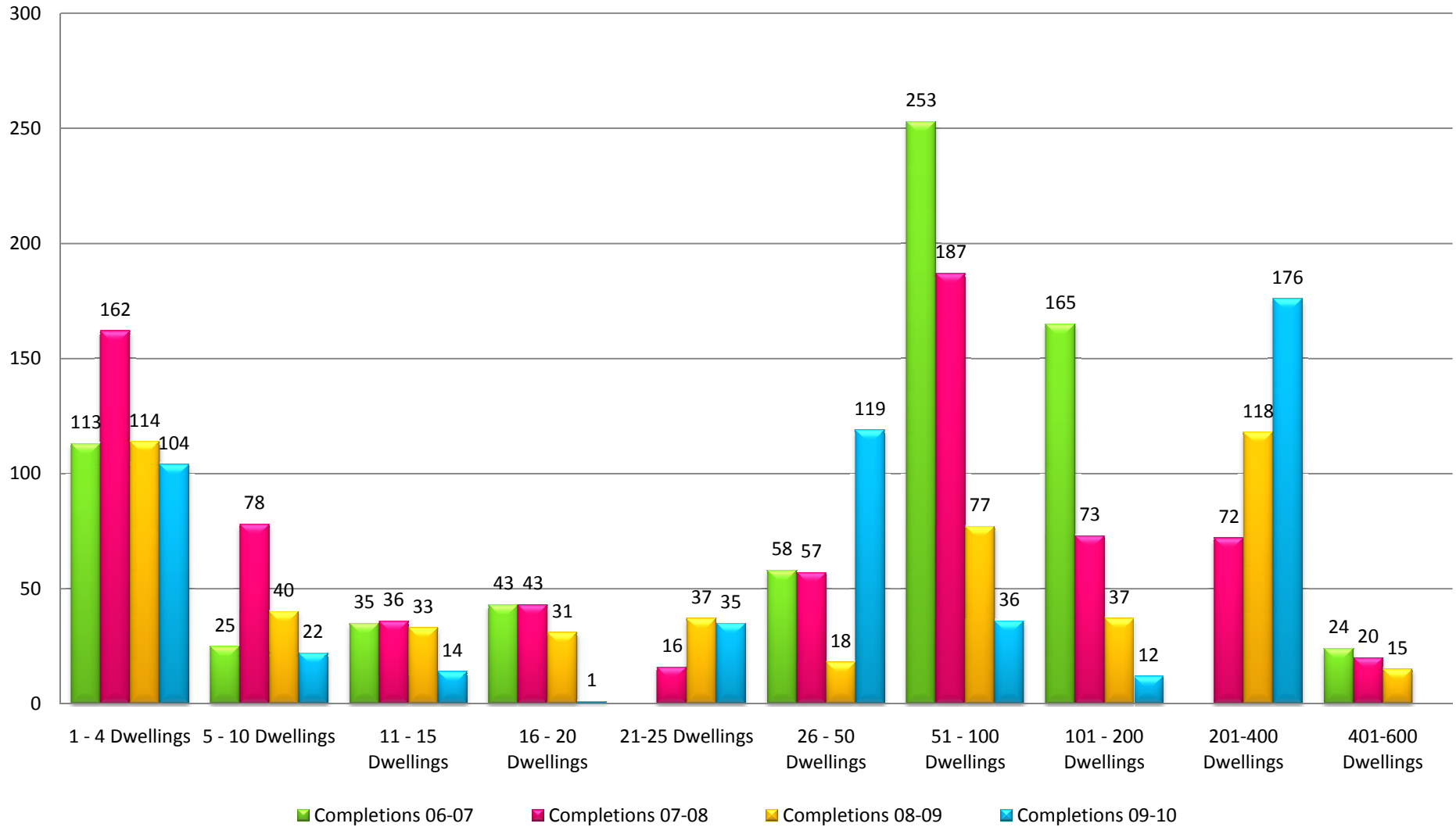
## North Kesteven Completions (By Site Size) 2007-2010 Overview

| Threshold           | Completions 06-07 | Completions 07-08 | Completions 08-09 | Completions 09-10 | Total       |
|---------------------|-------------------|-------------------|-------------------|-------------------|-------------|
| 1 - 4 Dwellings     | 113 <sup>6</sup>  | 162               | 114               | 104               | 493         |
| 5 - 10 Dwellings    | 25                | 78                | 40                | 22                | 165         |
| 11 - 15 Dwellings   | 35                | 36                | 33                | 14                | 118         |
| 16 - 20 Dwellings   | 43                | 43                | 31                | 1                 | 118         |
| 21-25 Dwellings     | -                 | 16                | 37                | 35                | 88          |
| 26 - 50 Dwellings   | 58                | 57                | 18                | 119               | 252         |
| 51 - 100 Dwellings  | 253               | 187               | 77                | 36                | 553         |
| 101 - 200 Dwellings | 165               | 73                | 37                | 12                | 287         |
| 201-400 Dwellings   | -                 | 72                | 118               | 176               | 366         |
| 401-600 Dwellings   | 24                | 20                | 15                | -                 | 59          |
| <b>Total</b>        | <b>716</b>        | <b>744</b>        | <b>520</b>        | <b>519</b>        | <b>2499</b> |

<sup>6</sup> Completions Example: In 2006-2007 on sites for between 1 – 4 Dwellings, 113 dwelling were completed.



## North Kesteven Net Completions 2006-2010 (by site size)



## Detailed Analysis of North Kesteven Permissions and Completions (By Site Size) 2006-2010

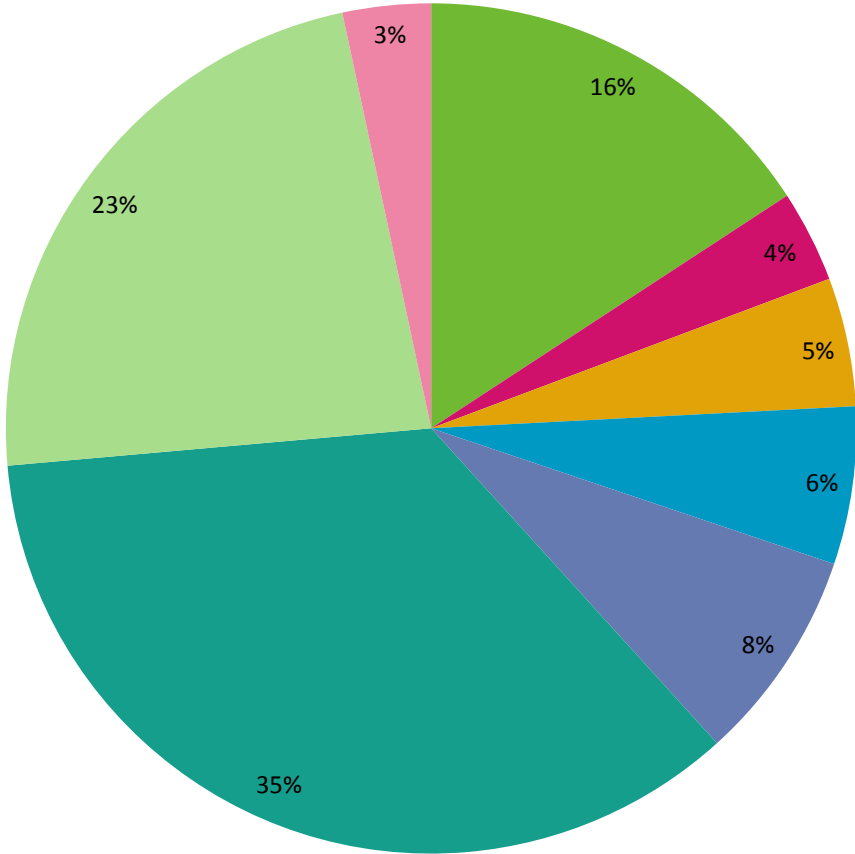
### North Kesteven Completions 2006 – 2007

| Site Size         | Net Completions 06-07 |
|-------------------|-----------------------|
| 1-4 Dwellings     | 113                   |
| 5-10 Dwellings    | 25                    |
| 11-15 Dwellings   | 35                    |
| 16-20 Dwellings   | 43                    |
| 21-25 Dwellings   | –                     |
| 26-50 Dwellings   | 58                    |
| 51-100 Dwellings  | 253                   |
| 101-200 Dwellings | 165                   |
| 201-400 Dwellings | –                     |
| 401-600 Dwellings | 24                    |
| <b>TOTAL</b>      | <b>716</b>            |

Central Lincolnshire  
Joint Strategic Planning Committee

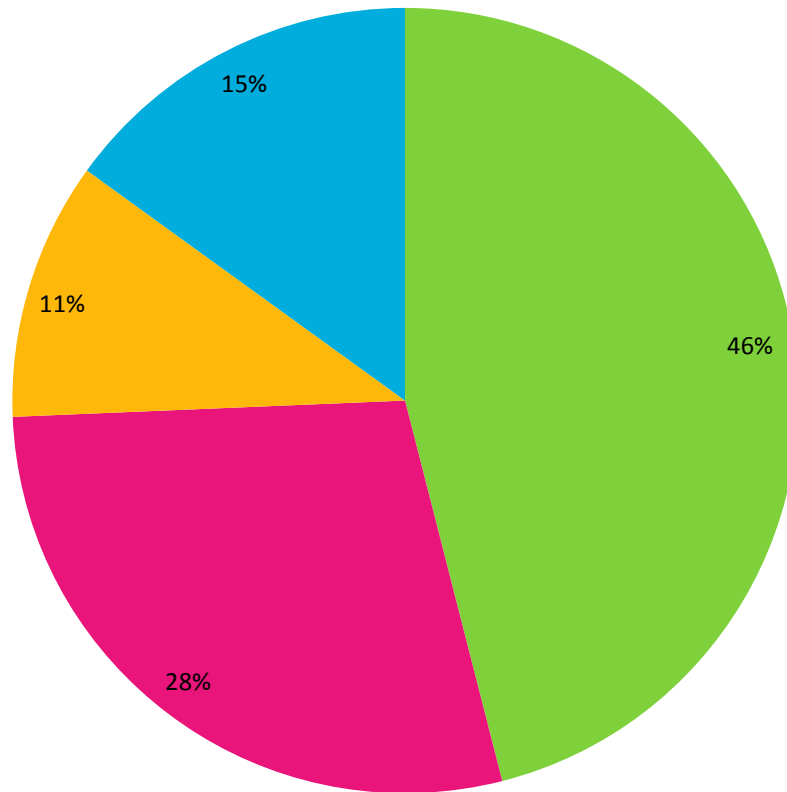
# North Kesteven Net Completions 2006-2007

- 1 - 4 Dwellings
- 5 - 10 Dwellings
- 11 - 15 Dwellings
- 16 - 20 Dwellings
- 26 - 50 Dwellings
- 51 - 100 Dwellings
- 101 - 200 Dwellings
- 401 - 600 Dwellings



### Net completions 2006-2007 (from sites of between 1-4 dwellings)

■ 1dwelling ■ 2 dwellings ■ 3 dwellings ■ 4 Dwellings



## North Kesteven Permissions and Completions 2007 - 2008

| Site Size         | Permissions Granted 07-08 | Total Number of Dwellings from Permissions Granted | Net Completions 07-08 |
|-------------------|---------------------------|--|-----------------------|
| 1-4 Dwellings     | 163 <sup>7</sup>          | 232 <sup>8</sup>                                   | 162 <sup>9</sup>      |
| 5-10 Dwellings    | 7                         | 50   | 78                    |
| 11-15 Dwellings   | 2                         | 28   | 36                    |
| 16-20 Dwellings   | 3                         | 51   | 43                    |
| 21-25 Dwellings   | -                         | -  | 16                    |
| 26-50 Dwellings   | 1                         | 49   | 57                    |
| 51-100 Dwellings  | 3                         | 243  | 187                   |
| 101-200 Dwellings | -                         | -  | 73                    |
| 201-400 Dwellings | 1                         | 219  | 72                    |
| 401-600 Dwellings | -                         | -  | 20                    |
| <b>TOTAL</b>      | <b>180</b>                | <b>872</b>   | <b>744</b>            |

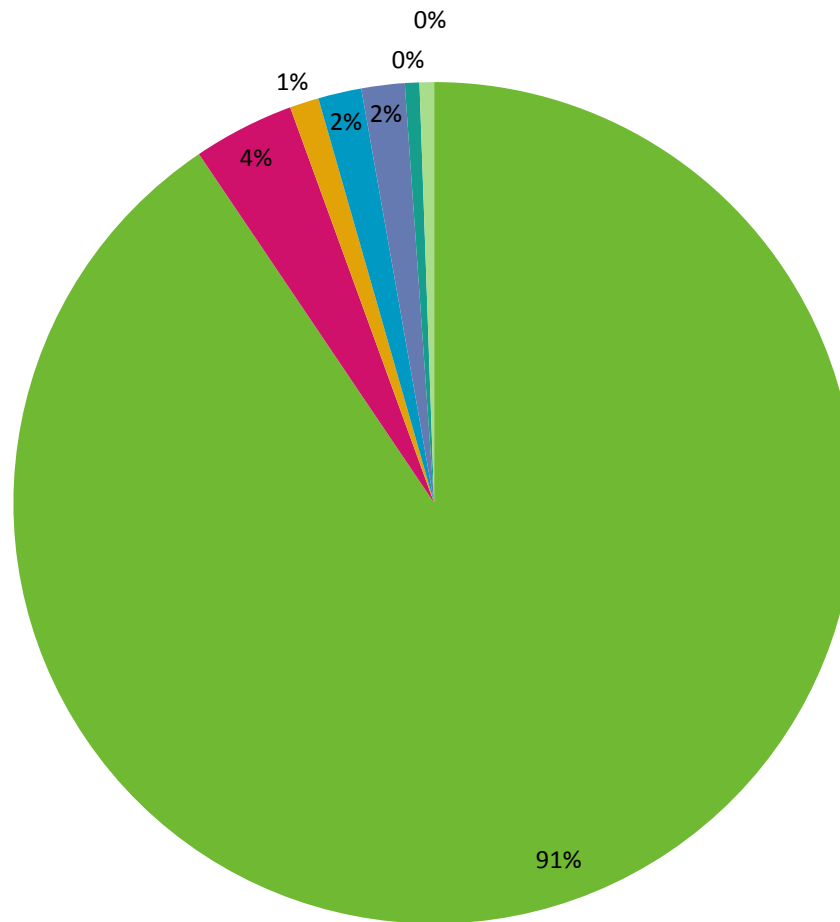
<sup>7</sup> Permissions Granted Example: In 2007-2008, on sites for between 1-4 dwellings, 163 permissions were granted.

<sup>8</sup> Number of dwellings from permissions granted: In 2007-2008, on sites for between 1-4 dwellings, from the 163 permissions granted, 232 dwellings were approved to be built.

<sup>9</sup> Net completions example: in 2007-2008, on sites for between 1-4 dwellings, 162 dwellings were completed.

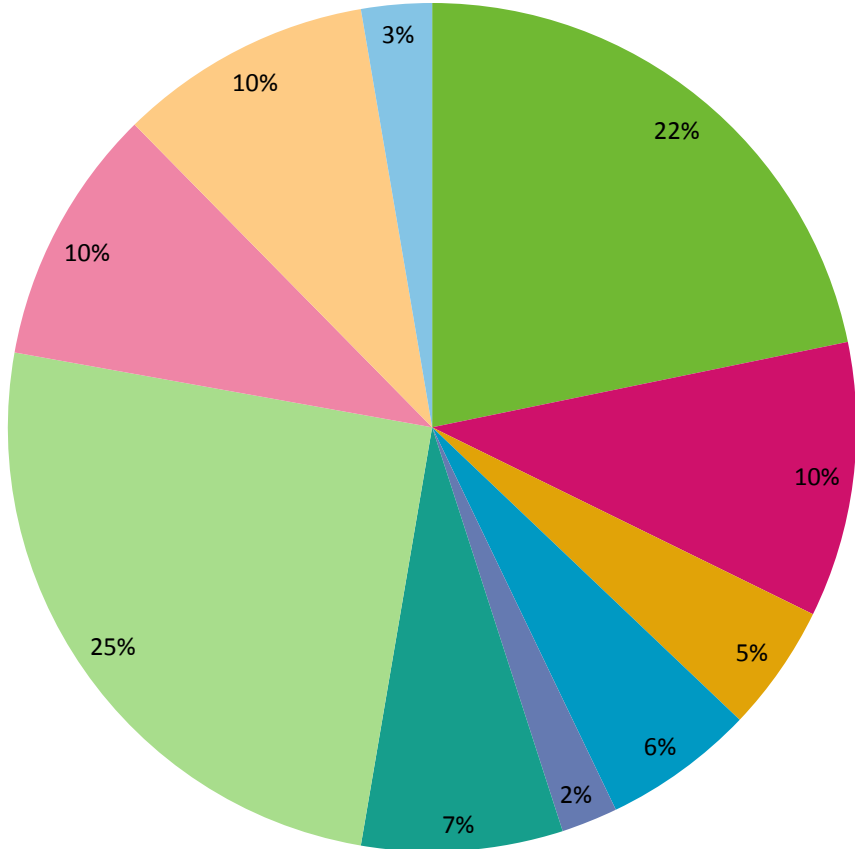
## North Kesteven Number of Permissions Granted (By Site Size) 2007-2008

■ 1-4 Dwellings ■ 5-10 Dwellings ■ 11-15 Dwellings ■ 16-20 Dwellings ■ 51-100 Dwellings ■ 201-400 Dwellings ■ 26 - 50 Dwellings



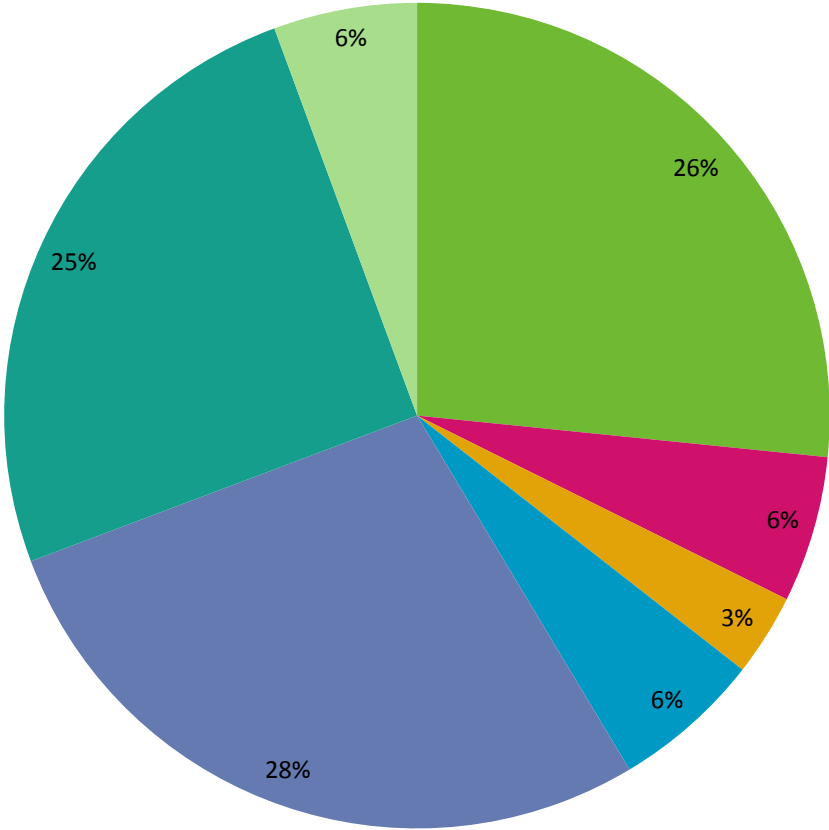
# North Kesteven Net Completions 2007-2008

- 1 - 4 Dwellings
- 5 - 10 Dwellings
- 11 - 15 Dwellings
- 16 - 20 Dwellings
- 21 - 25 Dwellings
- 26 - 50 Dwellings
- 51 - 100 Dwellings
- 101 - 200 Dwellings
- 201 - 400 Dwellings
- 401 - 600 Dwellings



# North Kesteven Total Number of dwellings from the Permissions Granted within the financial year (By site size) 2007-2008

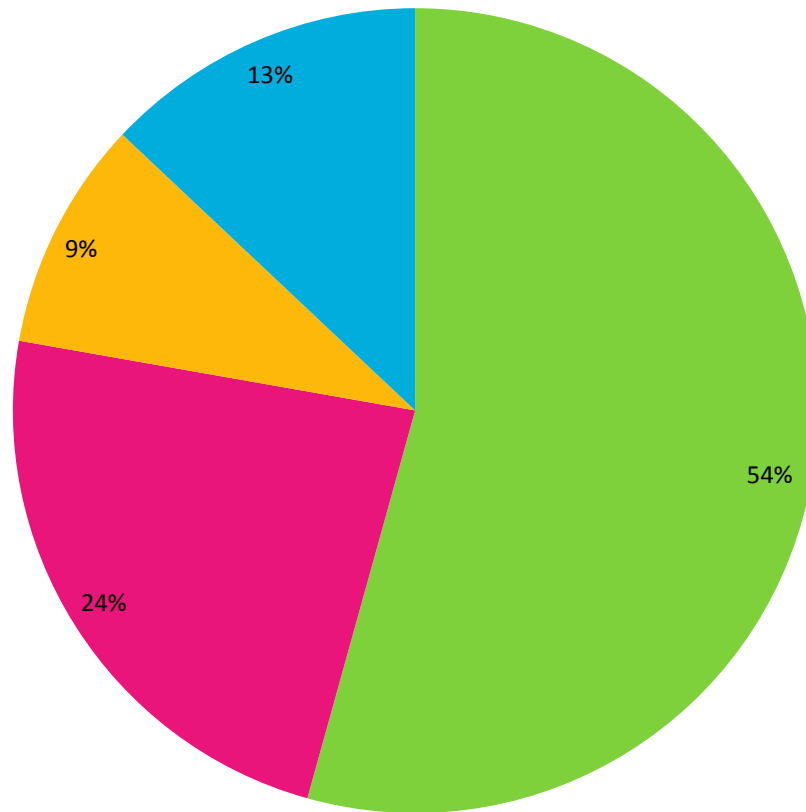
- 1-4 Dwellings
- 5-10 Dwellings
- 11-15 Dwellings
- 16-20 Dwellings
- 21-40 Dwellings
- 26 - 50 Dwellings
- 51-100 Dwellings





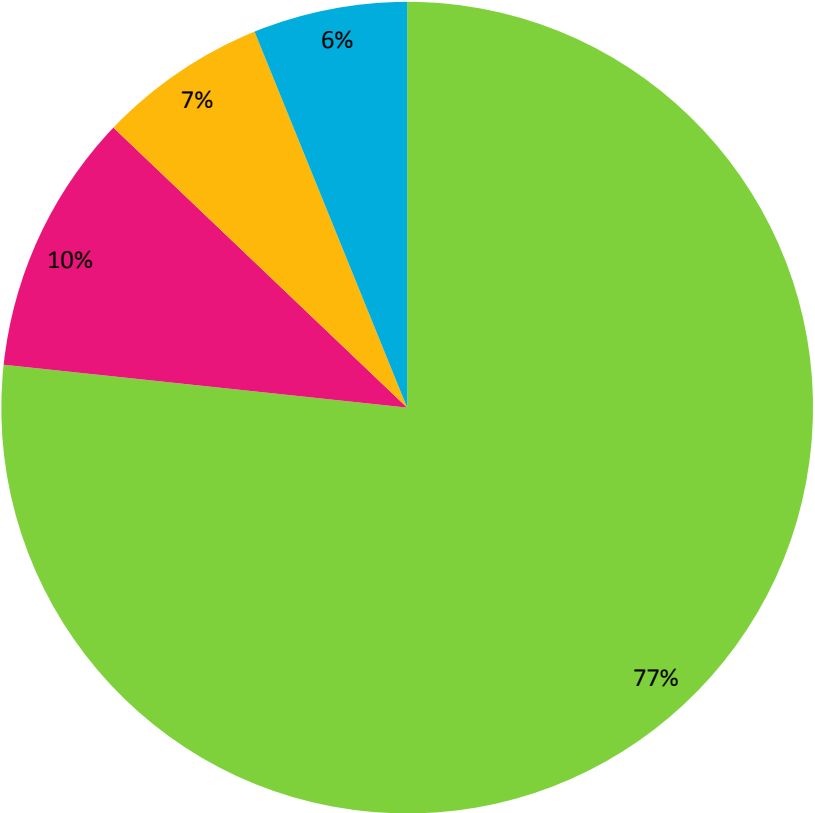
### Net completions 2007-2008 (from sites of between 1-4 dwellings)

■ 1dwelling ■ 2 dwellings ■ 3 dwellings ■ 4 Dwellings



# Number of Permissions Granted 2007-2008 (1-4 dwellings site size)

■ 1 Dwelling ■ 2 Dwellings ■ 3 Dwellings ■ 4 Dwellings



## North Kesteven Permissions and Completions 2008-2009

| Site Size         | Number of Permissions Granted 08-09 | Total Number of Dwellings from Permissions Granted | Net Completions 08-09 |
|-------------------|-------------------------------------|--|-----------------------|
| 1-4 Dwellings     | 114 <sup>10</sup>                   | 178 <sup>11</sup>                                  | 114 <sup>12</sup>     |
| 5-10 Dwellings    | 7                                   | 55   | 40                    |
| 11-15 Dwellings   | 5                                   | 65   | 33                    |
| 16-20 Dwellings   | 1                                   | 20   | 31                    |
| 21-25 Dwellings   | 1                                   | 22   | 37                    |
| 26-50 Dwellings   | 3                                   | 100  | 18                    |
| 51-100 Dwellings  | 2                                   | 130  | 77                    |
| 101-200 Dwellings | 1                                   | 126  | 118                   |
| 201-400 Dwellings | -                                   | -  | 37                    |
| 401-600 Dwellings | -                                   | -  | 15                    |
| <b>TOTAL</b>      | <b>134</b>                          | <b>696</b>   | <b>520</b>            |

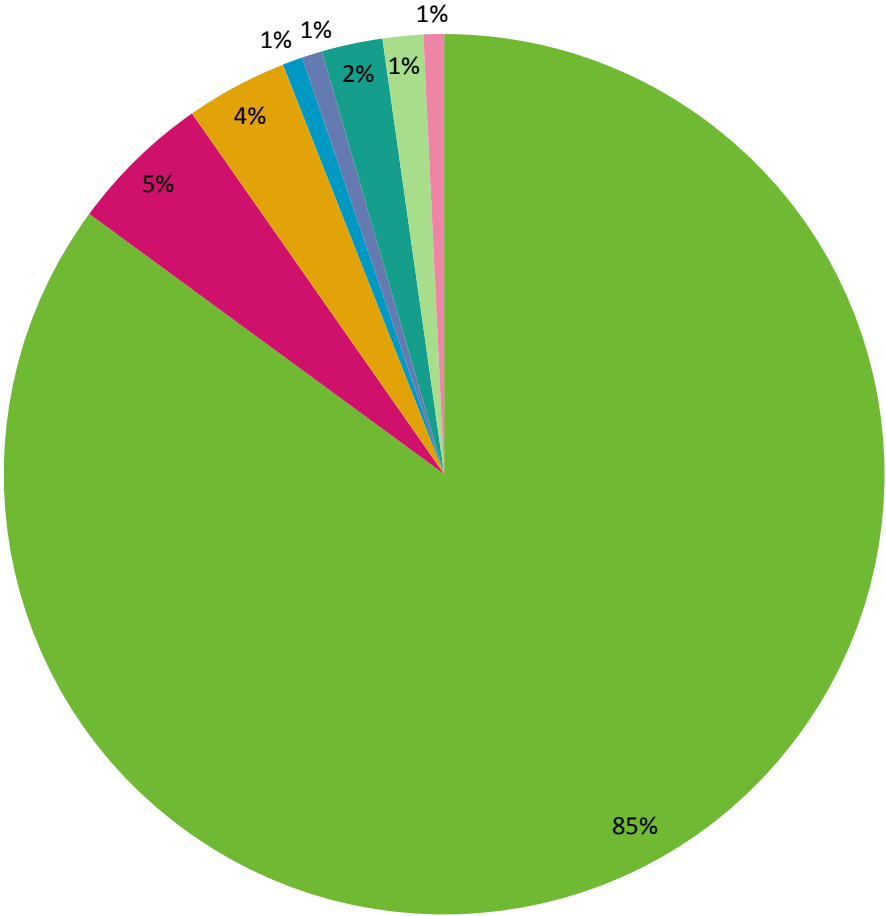
<sup>10</sup> Permissions Granted Example: In 2008-2009, on sites for between 1-4 dwellings, 114 permissions were granted.

<sup>11</sup> Number of dwellings from permissions granted: In 2008-2009, on sites for between 1-4 dwellings, from the 114 permissions granted, 178 dwellings were approved to be built.

<sup>12</sup> Net completions example: in 2007-2008, on sites for between 1-4 dwellings, 114 dwellings were completed.

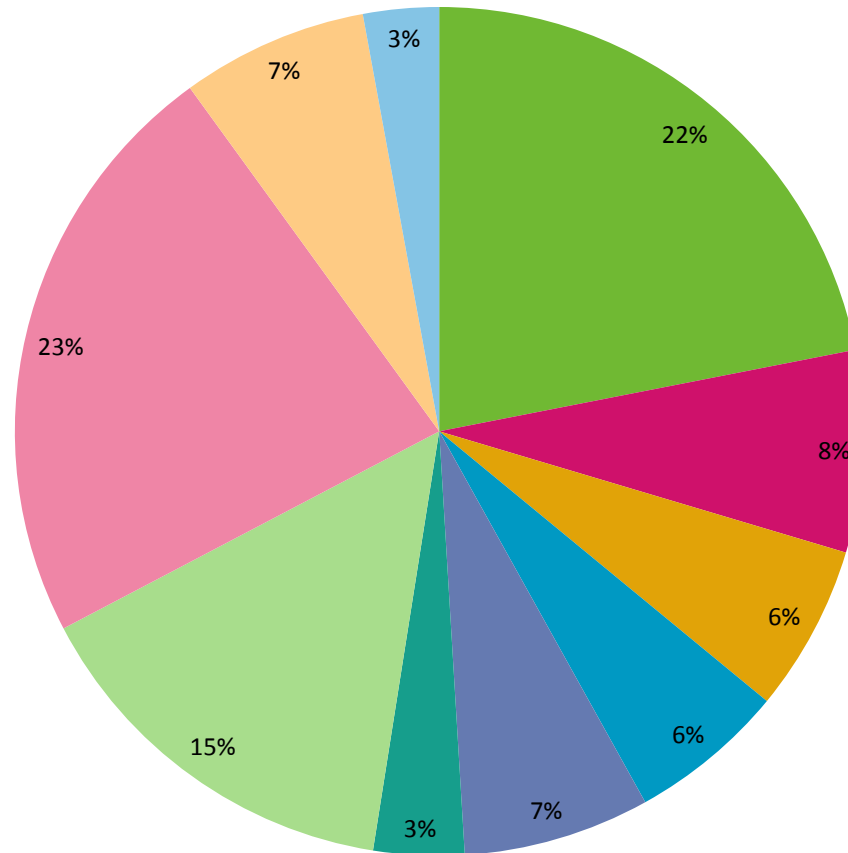
# North Kesteven Permissions Granted (by Site Size) 2008-2009

■ 1-4 Dwellings ■ 5-10 Dwellings ■ 11-15 Dwellings ■ 16-20 Dwellings ■ 21-25 Dwellings ■ 26-50 Dwellings ■ 51-100 Dwellings ■ 101-200 Dwellings



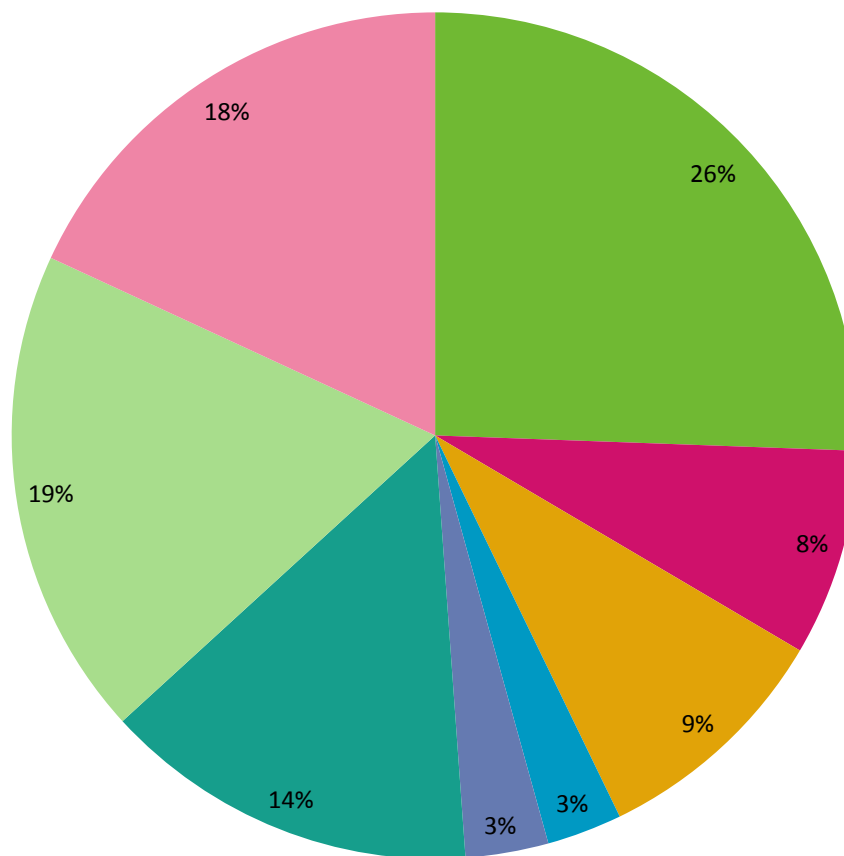
## North Kesteven Net Completions 2008-2009

1 - 4 Dwellings    5 - 10 Dwellings    11 - 15 Dwellings    16 - 20 Dwellings    21 - 25 Dwellings  
26 - 50 Dwellings    50 - 100 Dwellings    201 - 400 Dwellings    101 - 200 Dwellings    501 - 600 Dwellings



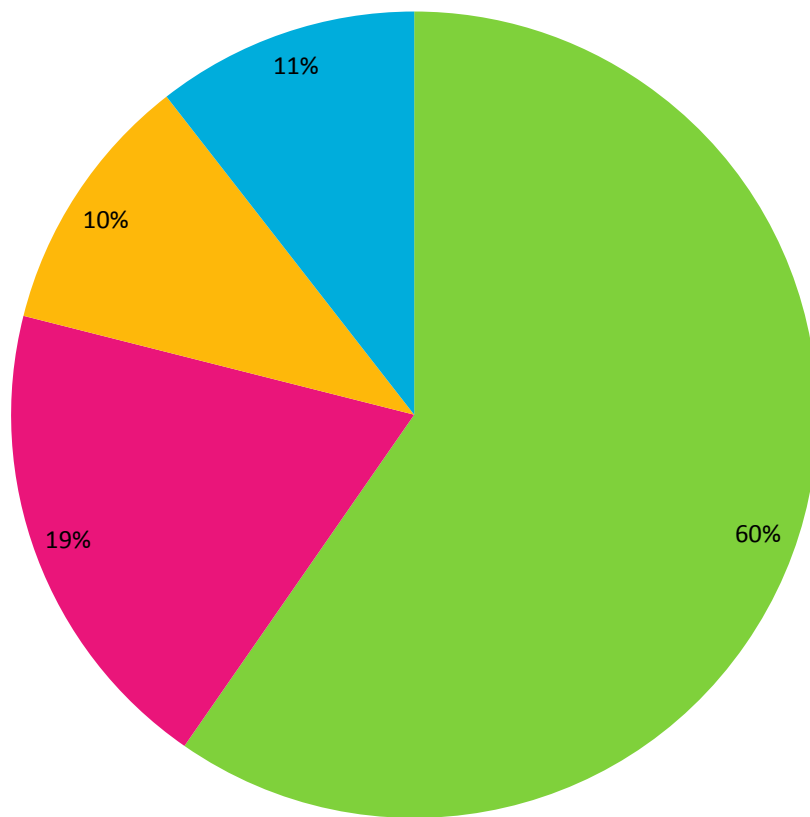
## North Kesteven Total Number of dwellings from Permissions Granted within the financial year (by Site Size) 2008-2009

■ 1-4 Dwellings ■ 5-10 Dwellings ■ 11-15 Dwellings ■ 16-20 Dwellings ■ 21-25 Dwellings ■ 26-50 Dwellings ■ 51-100 Dwellings ■ 101-200 Dwellings



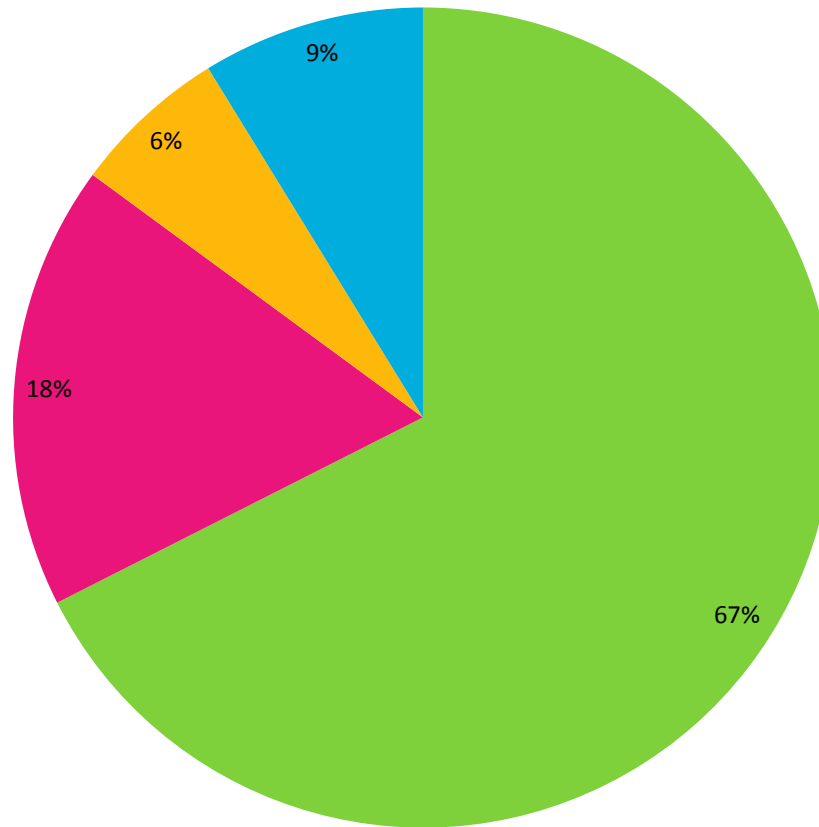
### Net completions 2008-2009 (from sites of between 1-4 dwellings)

■ 1dwelling ■ 2 dwellings ■ 3 dwellings ■ 4 Dwellings



## Number of Permissions Granted 2008-2009 (1-4 dwellings site size)

■ 1 Dwelling ■ 2 Dwellings ■ 3 Dwellings ■ 4 Dwellings





## North Kesteven Permissions and Completions 2009 - 2010

| Site Size         | Number of Permissions Granted 09-10 | Total Number of Dwellings from Permissions Granted | Net Completions 09-10 |
|-------------------|-------------------------------------|--|-----------------------|
| 1-4 Dwellings     | 89 <sup>13</sup>                    | 132 <sup>14</sup>                                  | 104 <sup>15</sup>     |
| 5-10 Dwellings    | 5                                   | 32   | 22                    |
| 11-15 Dwellings   | 4                                   | 48   | 14                    |
| 16-20 Dwellings   | 1                                   | 16   | 1                     |
| 21-25 Dwellings   | -                                   | -  | 35                    |
| 26-50 Dwellings   | 1                                   | 27   | 119                   |
| 51-100 Dwellings  | 2                                   | 150  | 36                    |
| 101-200 Dwellings | -                                   | -  | 12                    |
| 201-400 Dwellings | -                                   | -  | 176                   |
| 401-600 Dwellings | -                                   | -  | -                     |
| <b>TOTAL</b>      | <b>102</b>                          | <b>405</b>   | <b>519</b>            |

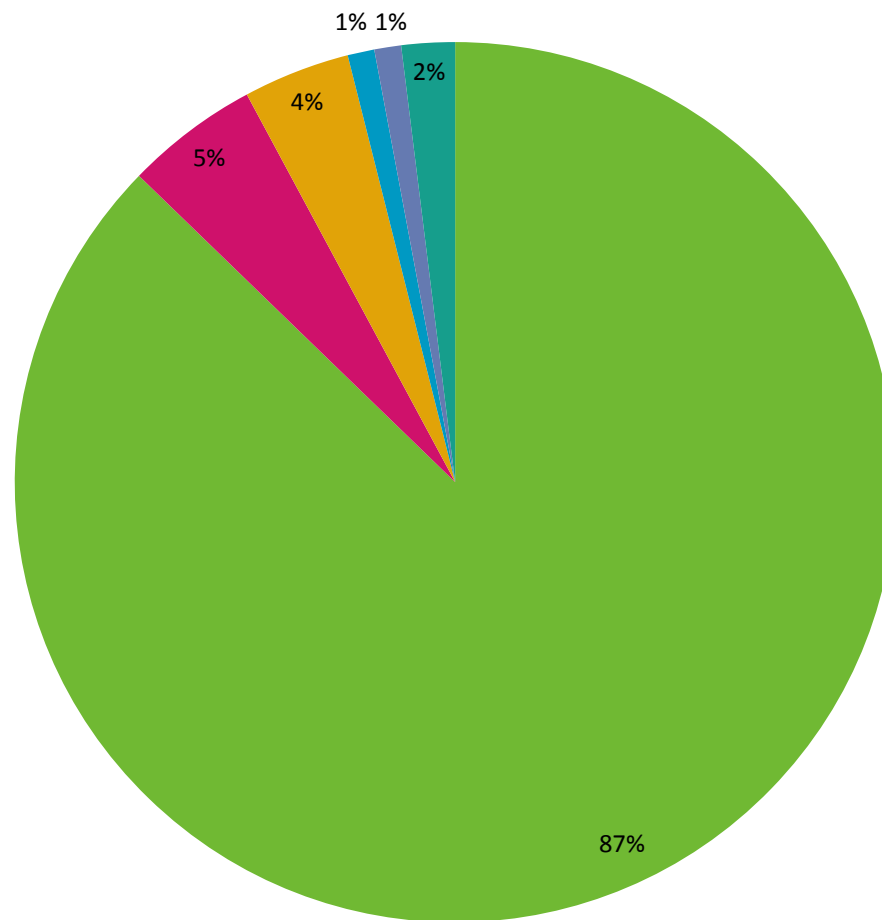
<sup>13</sup> Permissions Granted Example: In 2009-2010, on sites for between 1-4 dwellings, 89 permissions were granted.

<sup>14</sup> Number of dwellings from permissions granted: In 2009-2010, on sites for between 1-4 dwellings, from the 89 permissions granted, 132 dwellings were approved to be built.

<sup>15</sup> Net completions example: in 2007-2008, on sites for between 1-4 dwellings, 104 dwellings were completed.

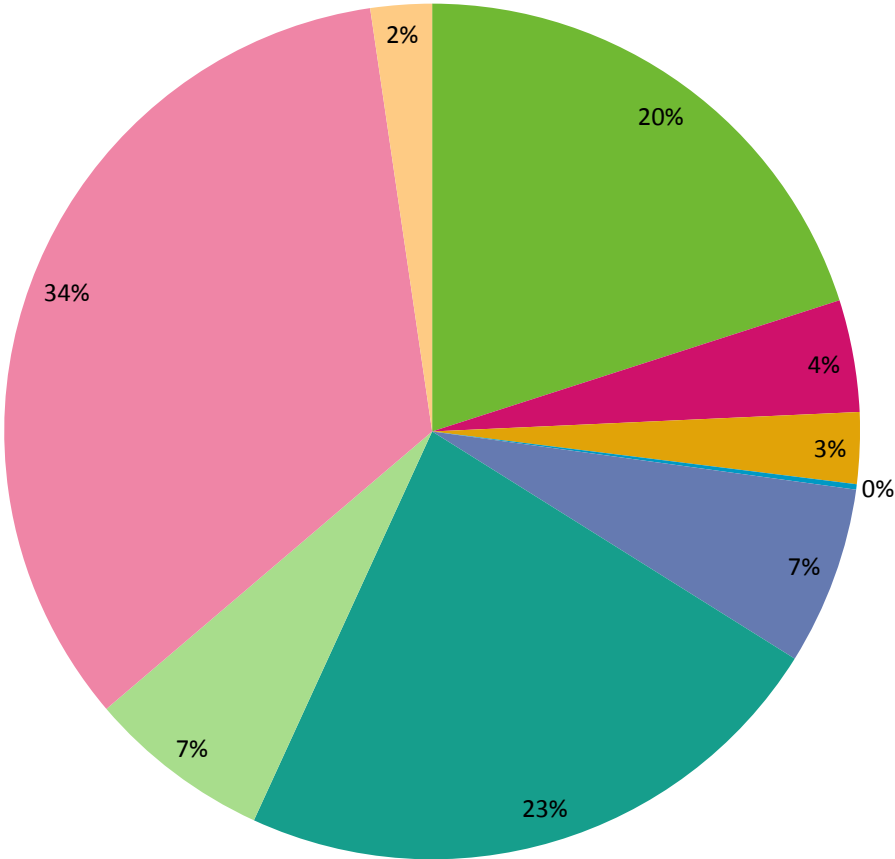
## North Kesteven Permissions Granted 2009 - 2010

■ 1-4 Dwellings ■ 5-10 Dwellings ■ 11-15 Dwellings ■ 16-20 Dwellings ■ 26-50 Dwellings ■ 51-100 Dwellings



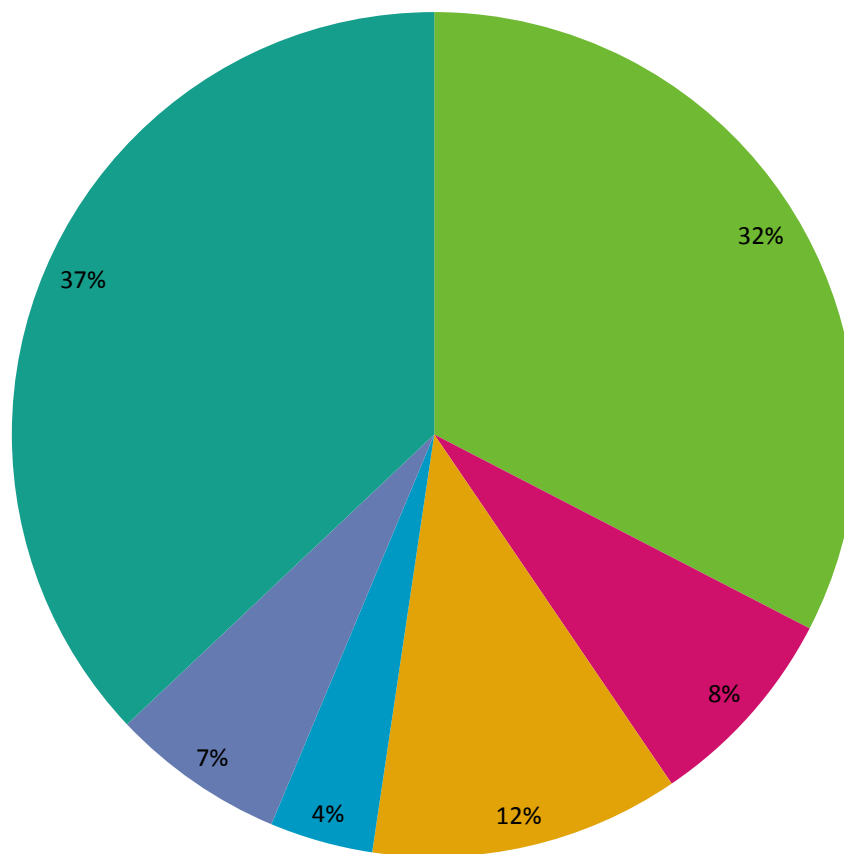
# North Kesteven Net Completions 2009-2010

- 1 - 4 Dwellings
- 5 - 10 Dwellings
- 11 - 15 Dwellings
- 16 - 20 Dwellings
- 21 - 25 Dwellings
- 26 - 50 Dwellings
- 50 - 100 Dwellings
- 201 - 400 Dwellings
- 101 - 200 Dwellings



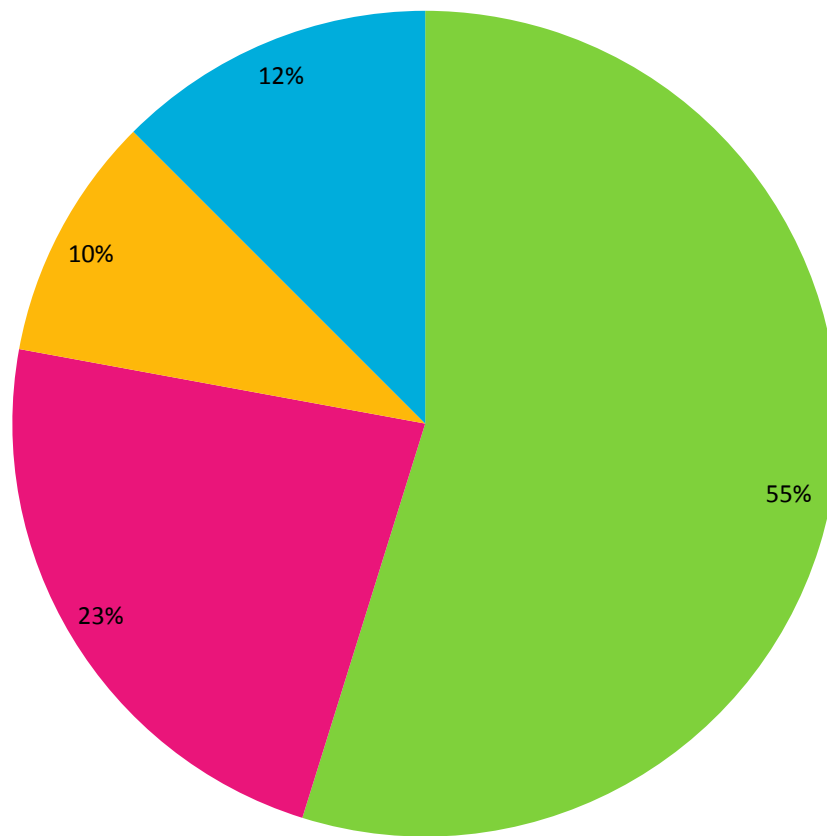
## North Kesteven Number of dwellings created from permissions Granted within the financial year (by Site Size) 2009-2010

■ 1-4 Dwellings ■ 5-10 Dwellings ■ 11-15 Dwellings ■ 16-20 Dwellings ■ 26-50 Dwellings ■ 51-100 Dwellings



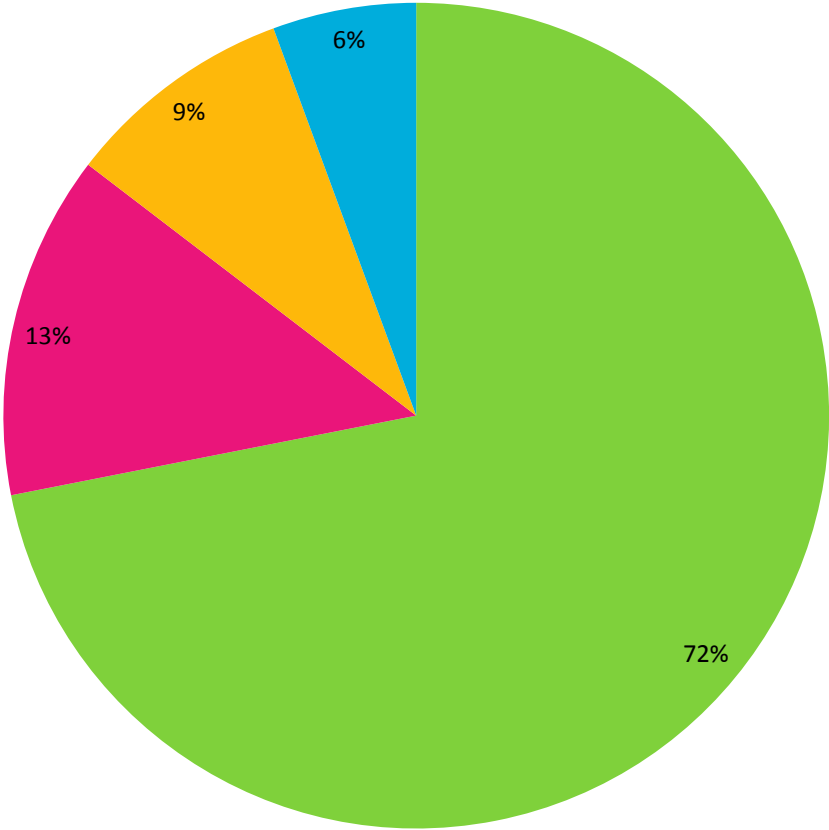
### Net completions 2009-2010 (from sites of between 1-4 dwellings)

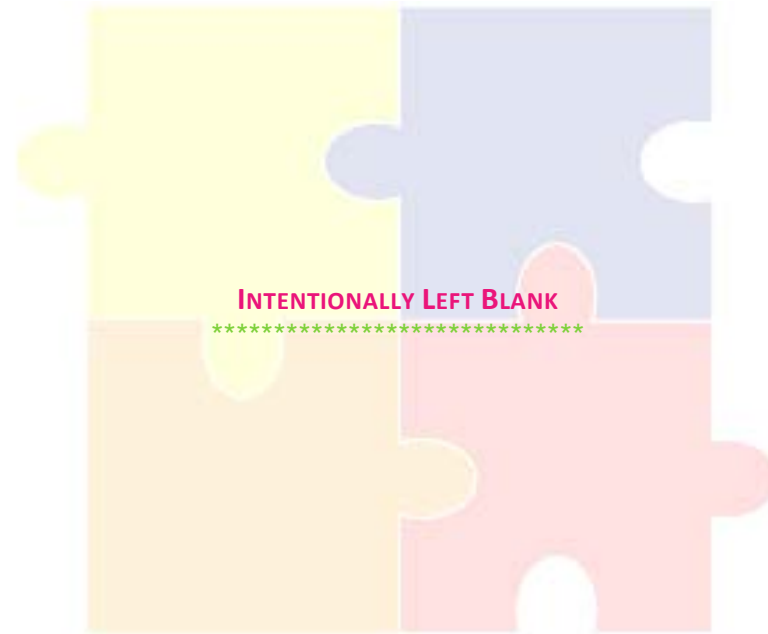
■ 1dwelling ■ 2 dwellings ■ 3 dwellings ■ 4 Dwellings



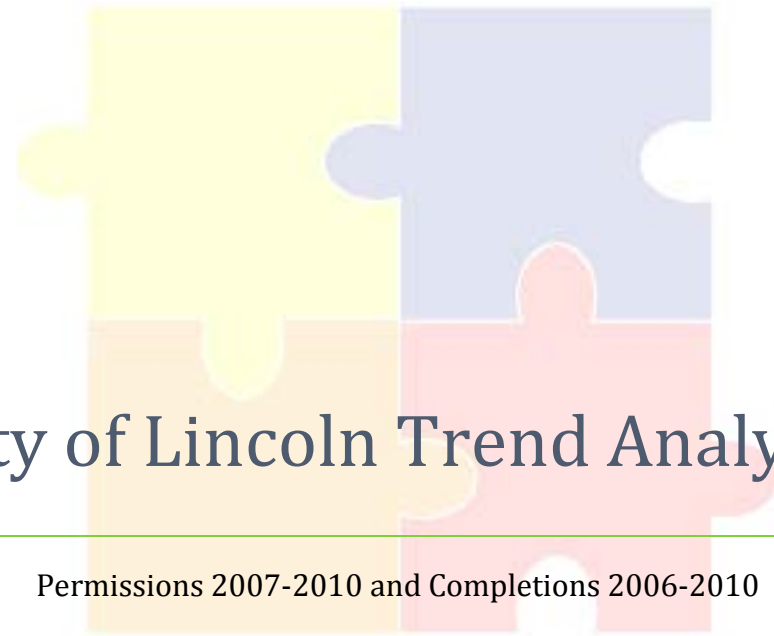
# Number of Permissions Granted 2009-2010 (1-4 dwellings site size)

■ 1 Dwelling ■ 2 Dwellings ■ 3 Dwellings ■ 4 Dwellings





# Central Lincolnshire Joint Strategic Planning Committee



# City of Lincoln Trend Analysis

---

Permissions 2007-2010 and Completions 2006-2010

## Central Lincolnshire Joint Strategic Planning Committee

NB:

1. NO PERMISSIONS DATA FOR 2006 – 2007 FOR LINCOLN



## City of Lincoln Permissions 2007- 2010 (by Ward) Overview

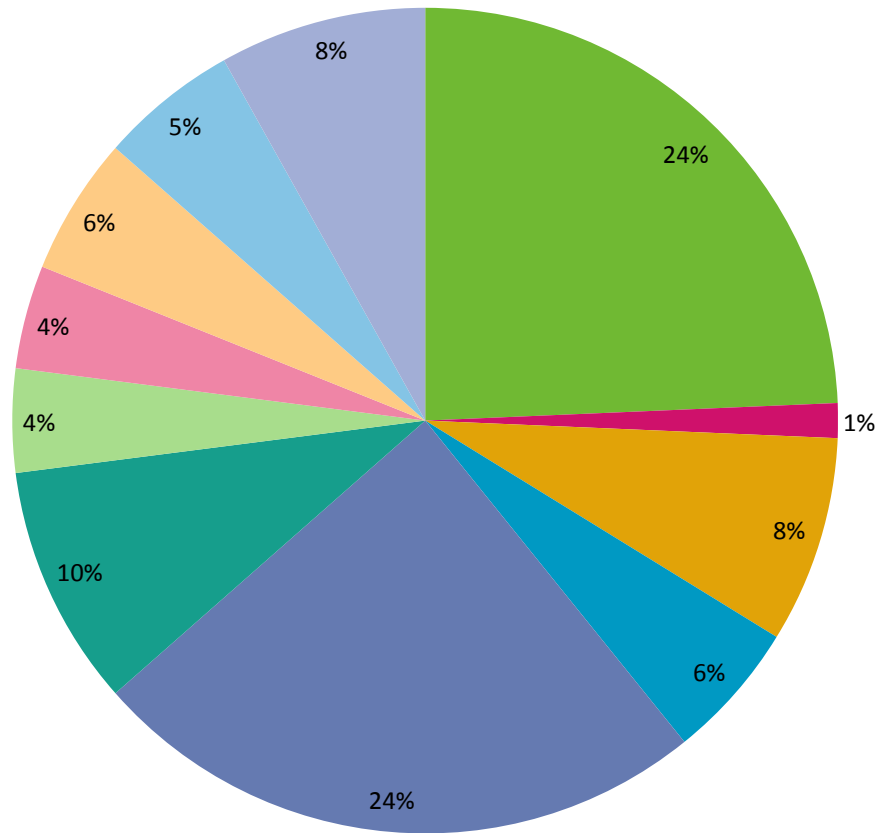
| Ward               | Permissions Granted 07-08 | Number of Dwellings from Permissions Granted 07-08 | Permissions Granted 08-09 | Number of Dwellings from Permissions Granted 08-09 | Permissions Granted 09-10 | Number of Dwellings from Permissions Granted 09-10 |
|--------------------|---------------------------|--|---------------------------|--|---------------------------|--|
| Abbey              | 18 <sup>16</sup>          | 92 <sup>17</sup>                                   | 3                         | 23   | 8                         | 45   |
| Birchwood          | 1                         | 1  | 1                         | 1  | 1                         | 1  |
| Boultham           | 6                         | 25   | -                         | -  | 2                         | 9  |
| Bracebridge        | 4                         | 16   | 1                         | 30   | 2                         | 2  |
| Carholme           | 18                        | 82   | 13                        | 68   | 12                        | 333  |
| Castle             | 7                         | 60   | 8                         | 162  | 14                        | 112  |
| Glebe              | 3                         | 3  | 1                         | 6  | 2                         | 25   |
| Hartsholme         | 3                         | 5  | 1                         | 3  | 3                         | 25   |
| Minster            | 4                         | 4  | -                         | -  | 2                         | 6  |
| Moorland           | 4                         | 5  | 5                         | 15   | 3                         | 35   |
| Park               | 6                         | 36   | 8                         | 58   | 6                         | 40   |
| <b>Grand Total</b> | <b>74</b>                 | <b>329</b>   | <b>41</b>                 | <b>366</b>   | <b>55</b>                 | <b>633</b>   |

<sup>16</sup> Permissions Granted example: In 2007-2008 in Lincoln's Abbey ward 18 permissions were granted.

<sup>17</sup> Number of Dwellings from permissions granted example: In 2007-2008 in Lincoln's Abbey ward from the 18 permissions granted 92 dwellings were approved to be built.

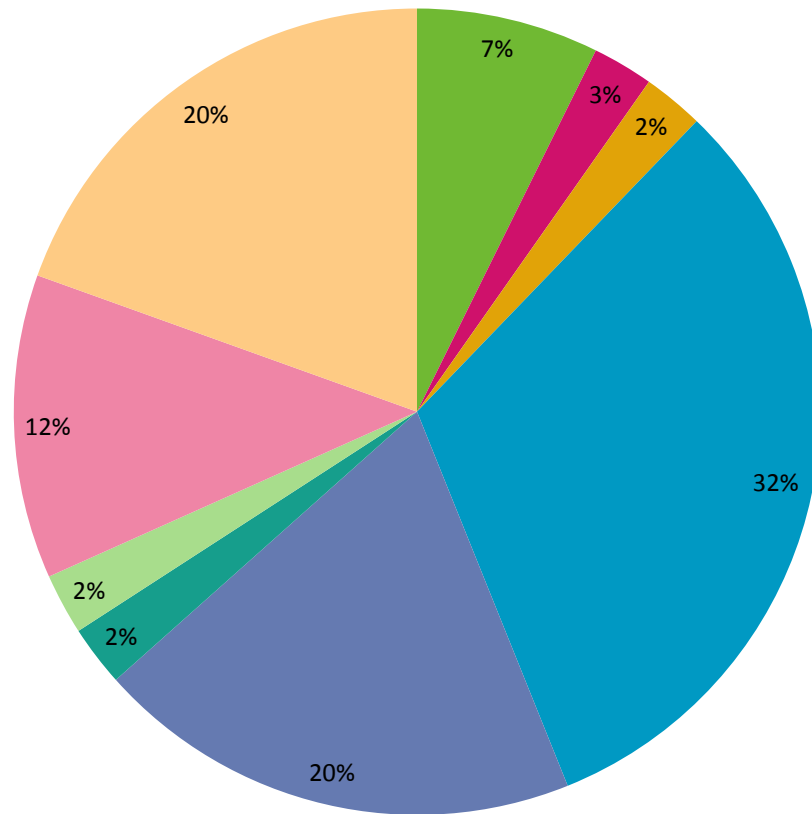
## City of Lincoln Number of Permissions Granted (by Ward) 2007-2008

■ Abbey ■ Birchwood ■ Boultham ■ Bracebridge ■ Carholme ■ Castle ■ Glebe ■ Hartsholme ■ Minster ■ Moorland ■ Park



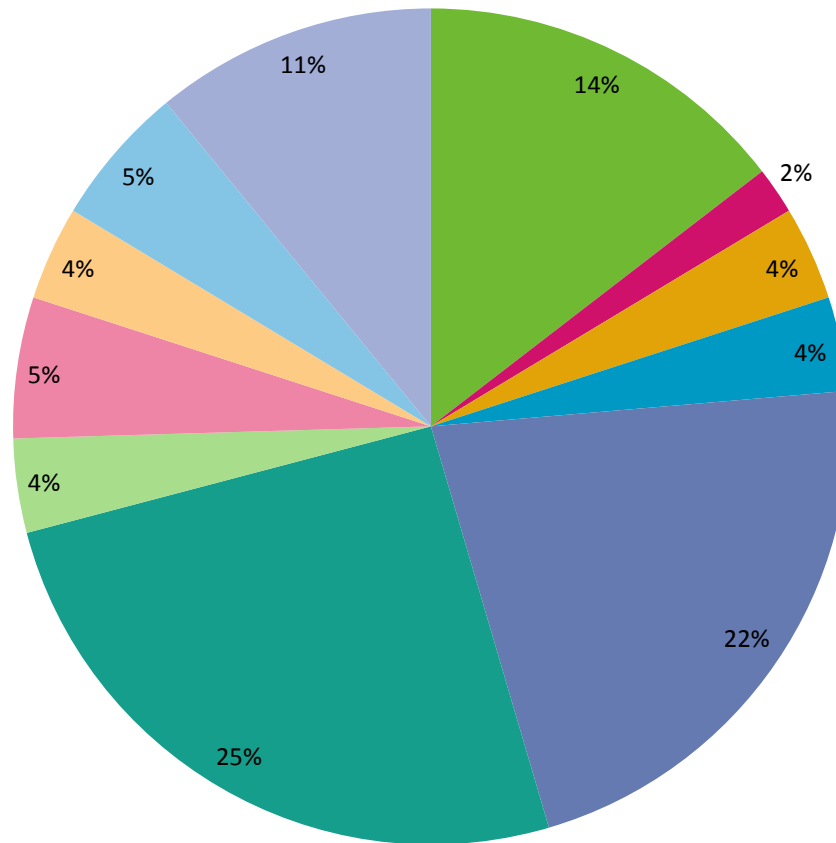
## City of Lincoln Number of Permissions Granted (by Ward) 2008-2009

■ Abbey ■ Birchwood ■ Bracebridge ■ Carholme ■ Castle ■ Glebe ■ Hartsholme ■ Moorland ■ Park

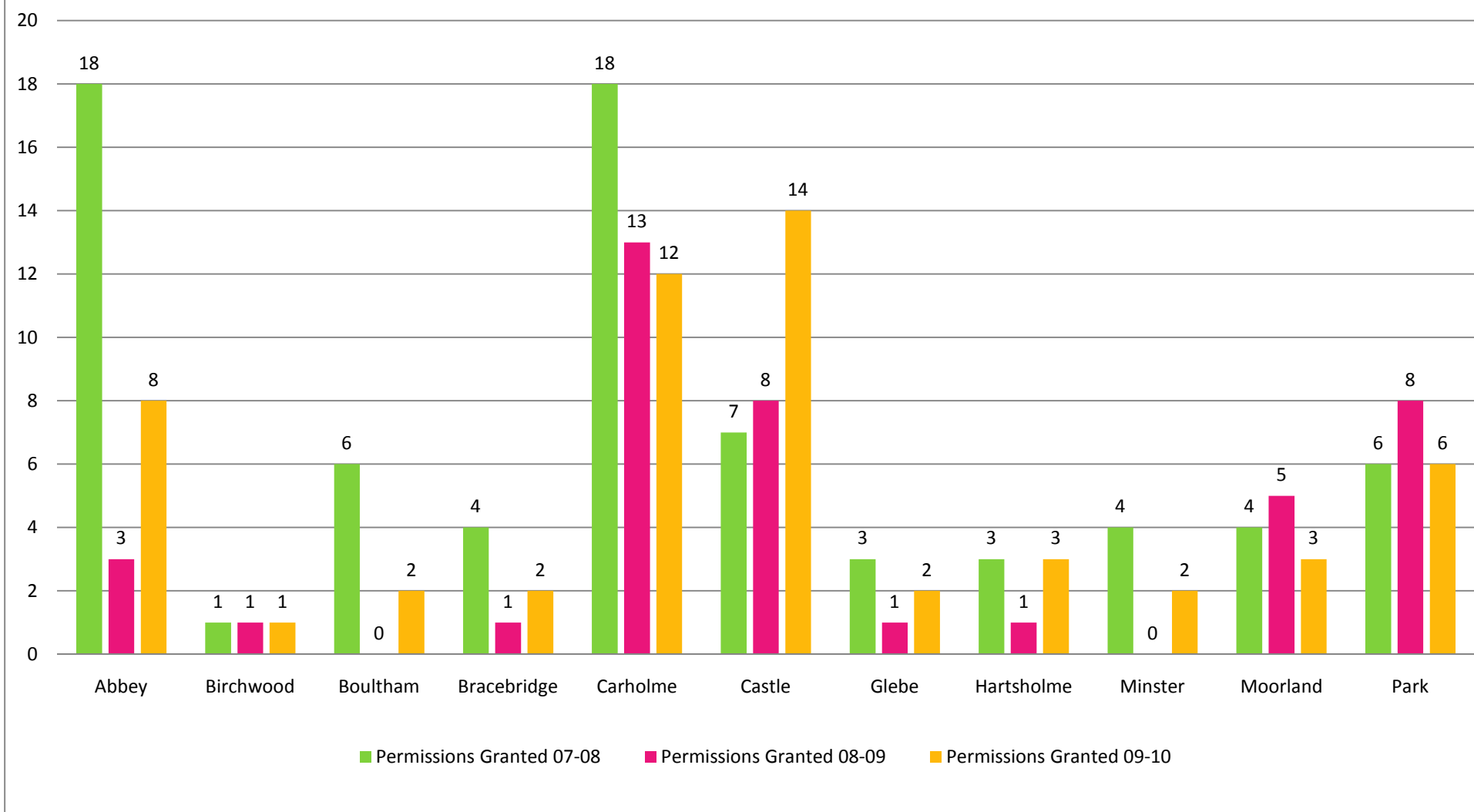


## City of Lincoln Number of Permissions Granted (by Ward) 2009-2010

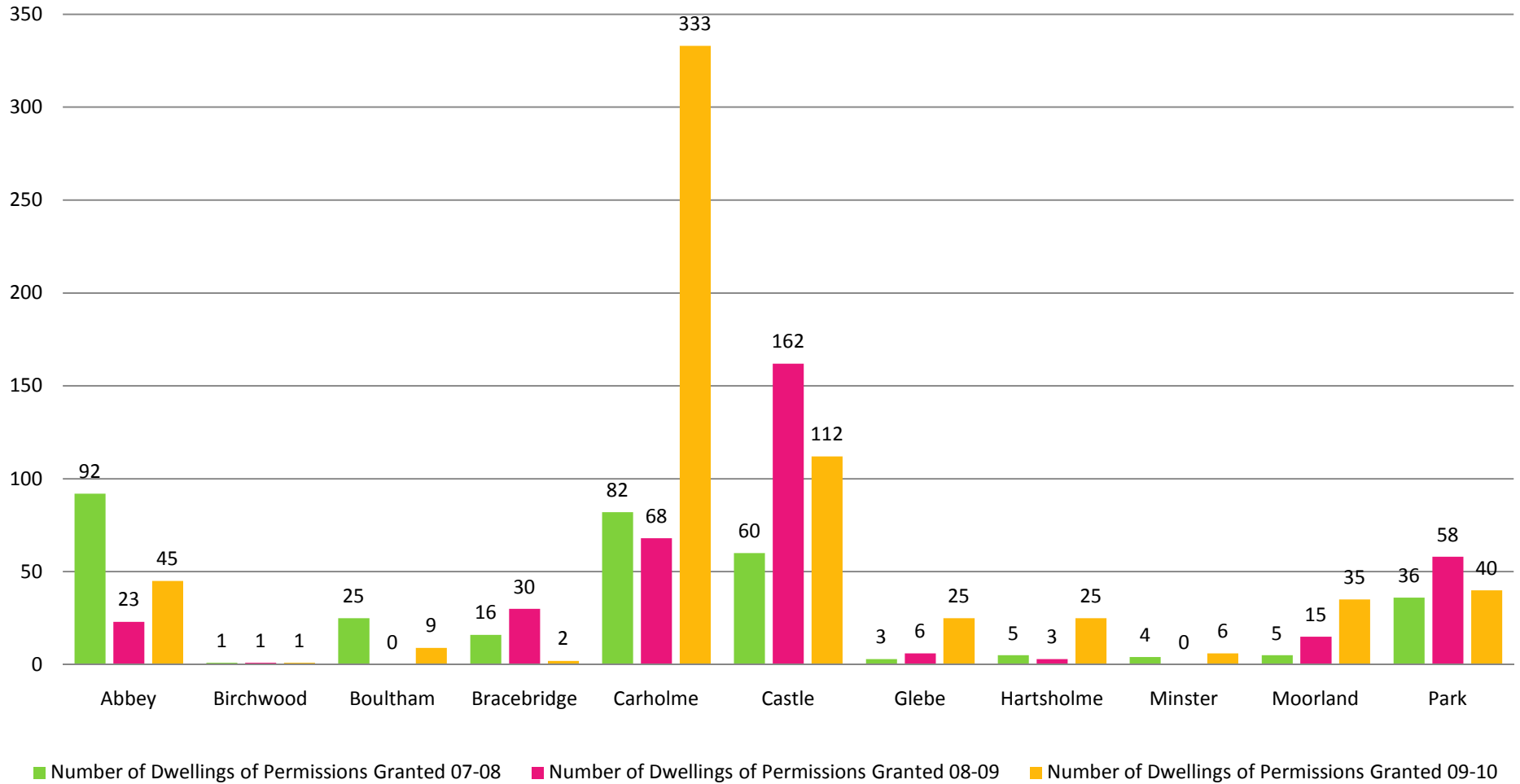
■ Abbey ■ Birchwood ■ Boutham ■ Bracebridge ■ Carholme ■ Castle ■ Glebe ■ Hartsholme ■ Minster ■ Moorland ■ Park



## City of Lincoln Permissions Granted (by ward) 2007-2010



## City of Lincoln Total Number of Dwellings from Permissions Granted within the financial year (by Ward) 2007-2010



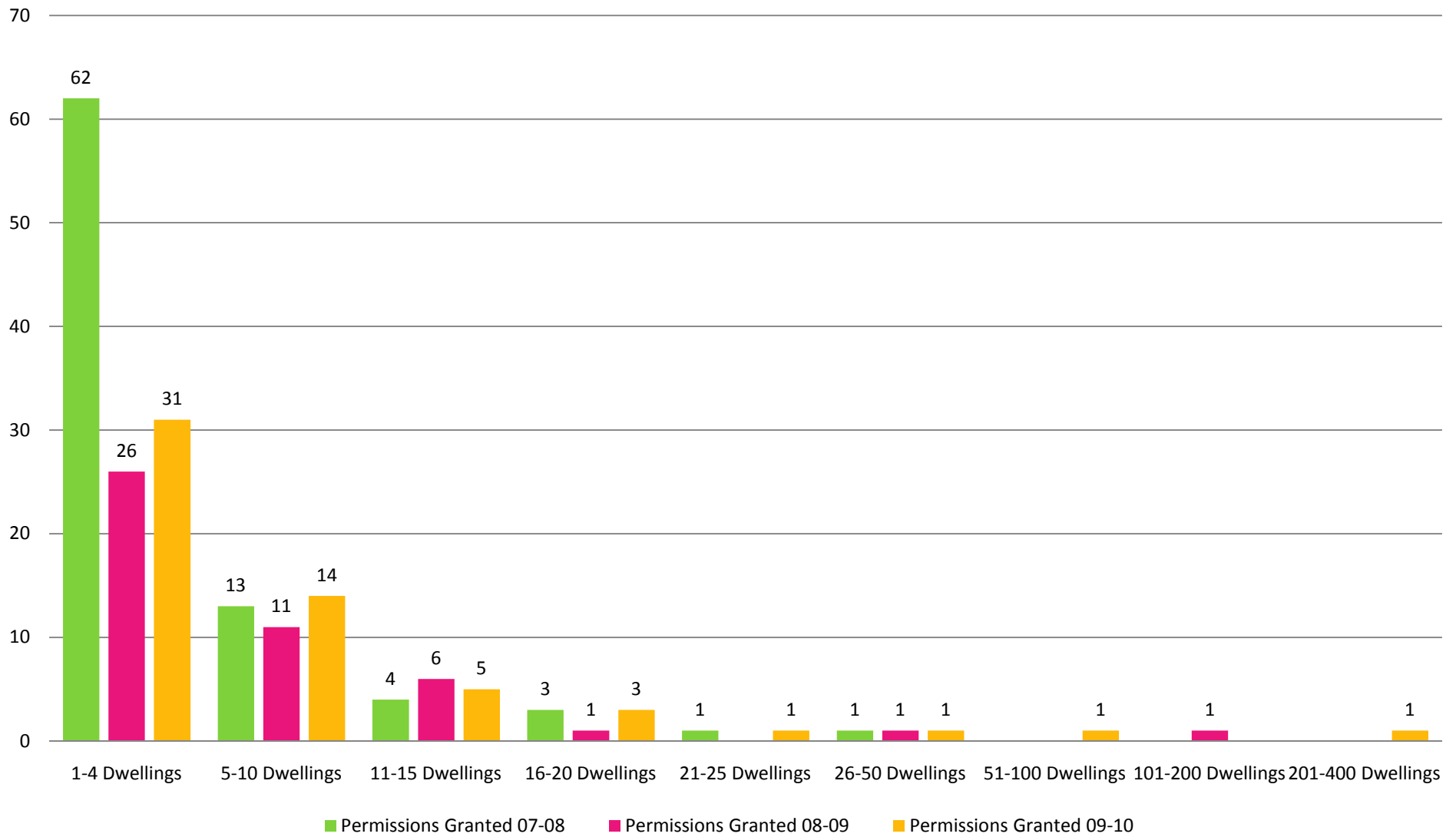
## City of Lincoln Permissions 2007- 2010 (by Site Size) Overview

| Site Size          | Permissions Granted 07-08 | Number of Dwellings from Permissions Granted 07-08 | Permissions Granted 08-09 | Number of Dwellings from Permissions Granted 08-10 | Permissions Granted 09-10 | Number of Dwellings from Permissions Granted 09-10 |
|--------------------|---------------------------|--|---------------------------|--|---------------------------|--|
| 1-4 Dwellings      | 62 <sup>18</sup>          | 97 <sup>19</sup>                                   | 26                        | 46   | 31                        | 44   |
| 5-10 Dwellings     | 13                        | 99   | 11                        | 81   | 14                        | 99   |
| 11-15 Dwellings    | 4                         | 51   | 6                         | 77   | 5                         | 59   |
| 16-20 Dwellings    | 3                         | 52   | 1                         | 17   | 3                         | 53   |
| 21-25 Dwellings    | 1                         | 21   | -                         | -  | 1                         | 22   |
| 26-50 Dwellings    | 1                         | 41   | 1                         | 30   | 1                         | 27   |
| 51-100 Dwellings   | -                         | -  | -                         | -  | 1                         | 76   |
| 101-200 Dwellings  | -                         | -  | 1                         | 134  | -                         | -  |
| 201-400 Dwellings  | -                         | -  | -                         | -  | 1                         | 255  |
| <b>Grand Total</b> | <b>84</b>                 | <b>361</b>   | <b>46</b>                 | <b>385</b>   | <b>57</b>                 | <b>635</b>   |

<sup>18</sup> Permissions Granted Example: In 2007-2008 on sites of between 1-4 Dwellings, 62 permissions were granted.

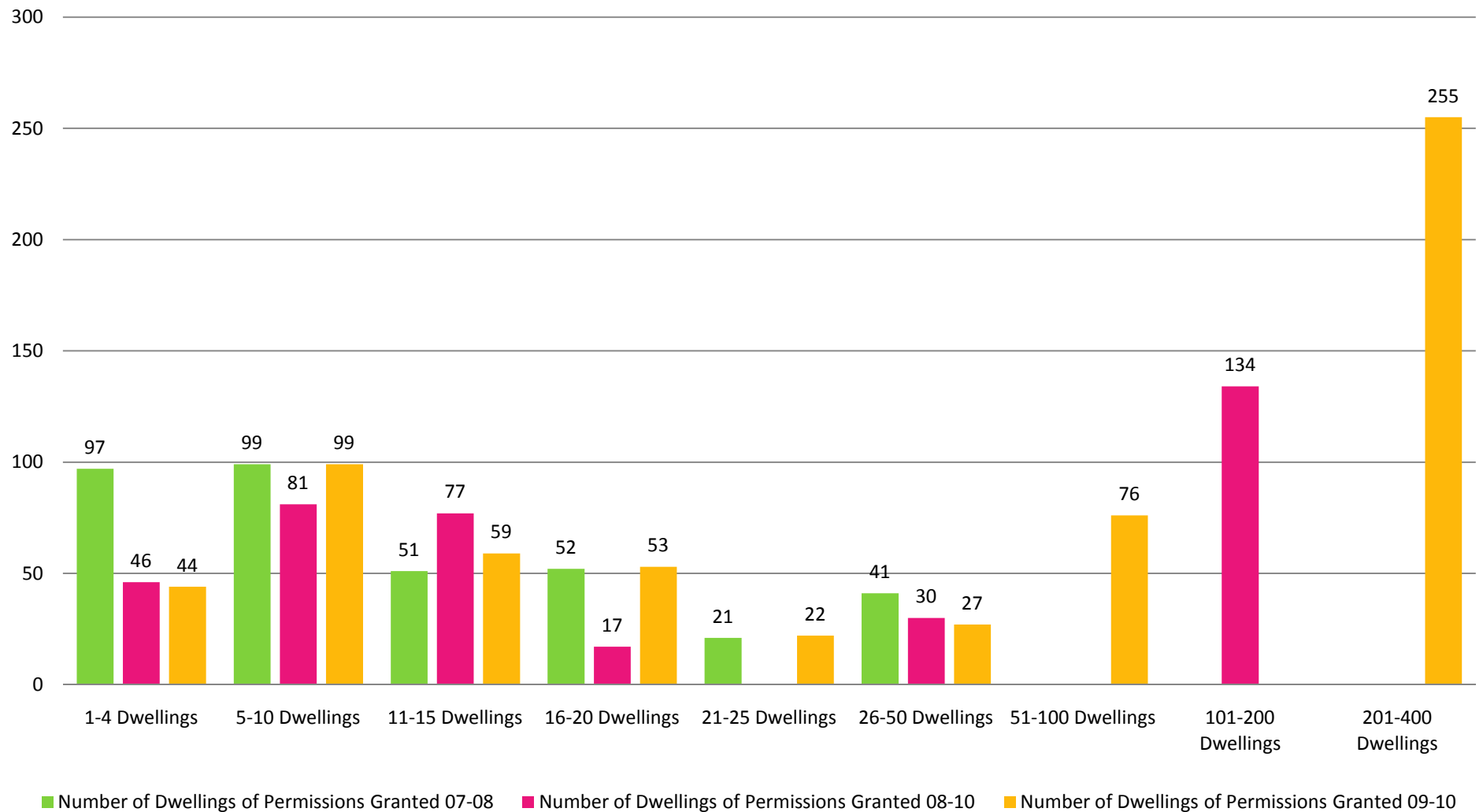
<sup>19</sup> Number of Dwellings from permissions Granted: In 2007-2008 on sites of 1-4 dwellings, out of the 62 permissions granted 97 dwellings were approved to be built.

## City of Lincoln Permissions Granted (by Site size) 2007-2010





## City of Lincoln Total number of Dwellings from Permissions Granted within the financial year (by Site size) 2007-2010

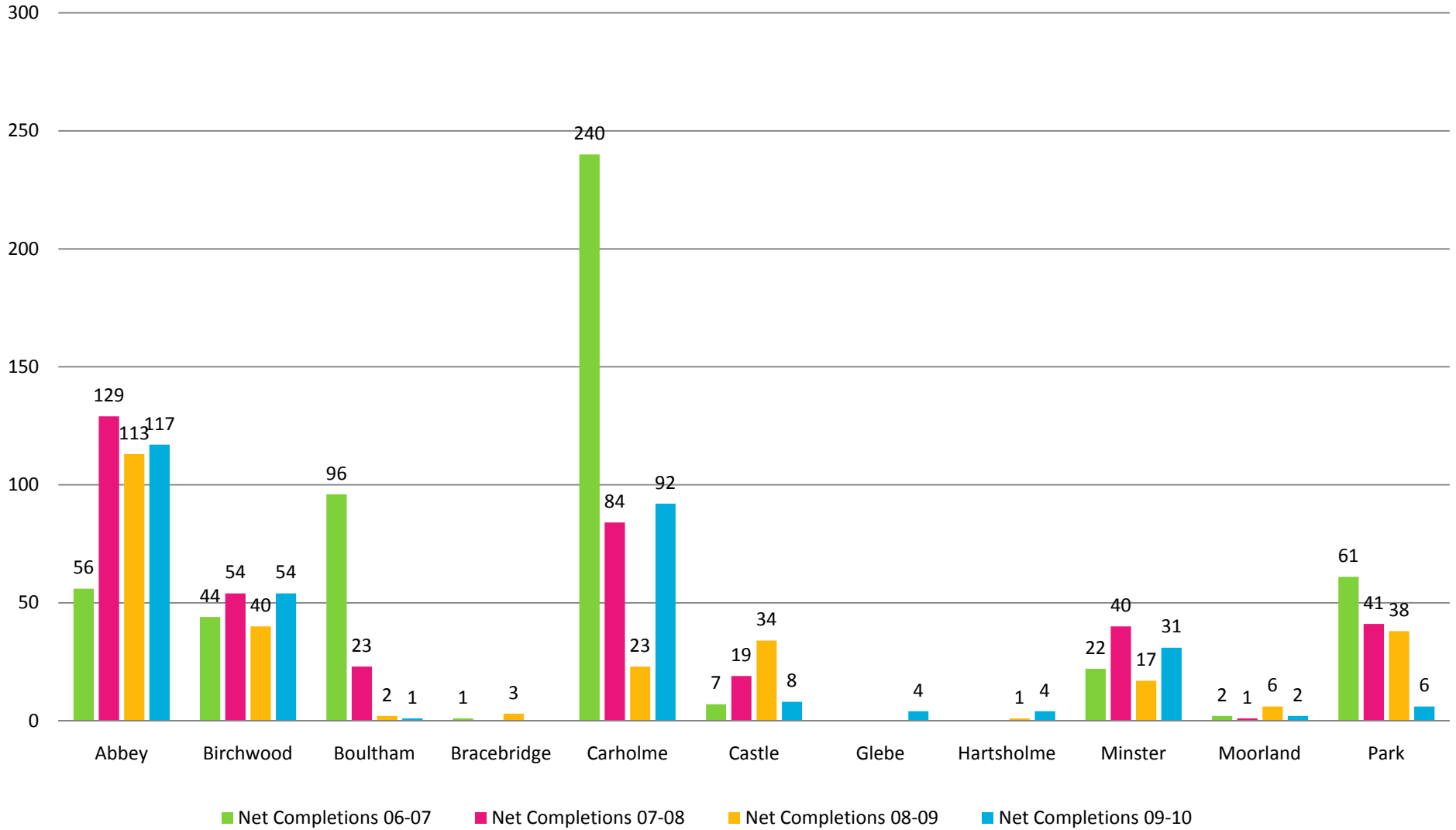


## City of Lincoln Completions 2006- 2010 (by Ward) Overview

| Ward               | Net Completions 06-07 | Net Completions 07-08 | Net Completions 08-09 | Net Completions 09-10 |
|--------------------|-----------------------|-----------------------|-----------------------|-----------------------|
| Abbey              | 56 <sup>20</sup>      | 129                   | 113                   | 117                   |
| Birchwood          | 44                    | 54                    | 40                    | 54                    |
| Boultham           | 96                    | 23                    | 2                     | 1                     |
| Bracebridge        | 1                     | -                     | 3                     | -                     |
| Carholme           | 240                   | 84                    | 23                    | 92                    |
| Castle             | 7                     | 19                    | 34                    | 8                     |
| Glebe              | -                     | -                     | -                     | 4                     |
| Hartsholme         | -                     | -                     | 1                     | 4                     |
| Minster            | 22                    | 40                    | 17                    | 31                    |
| Moorland           | 2                     | 1                     | 6                     | 2                     |
| Park               | 61                    | 41                    | 38                    | 6                     |
| <b>Grand Total</b> | <b>529</b>            | <b>391</b>            | <b>277</b>            | <b>319</b>            |

<sup>20</sup> Net Completions example: "In -2007 in Lincoln's Abbey ward, 56 dwellings were completed".

## City of Lincoln Net Completions (by Ward) 2006-2010



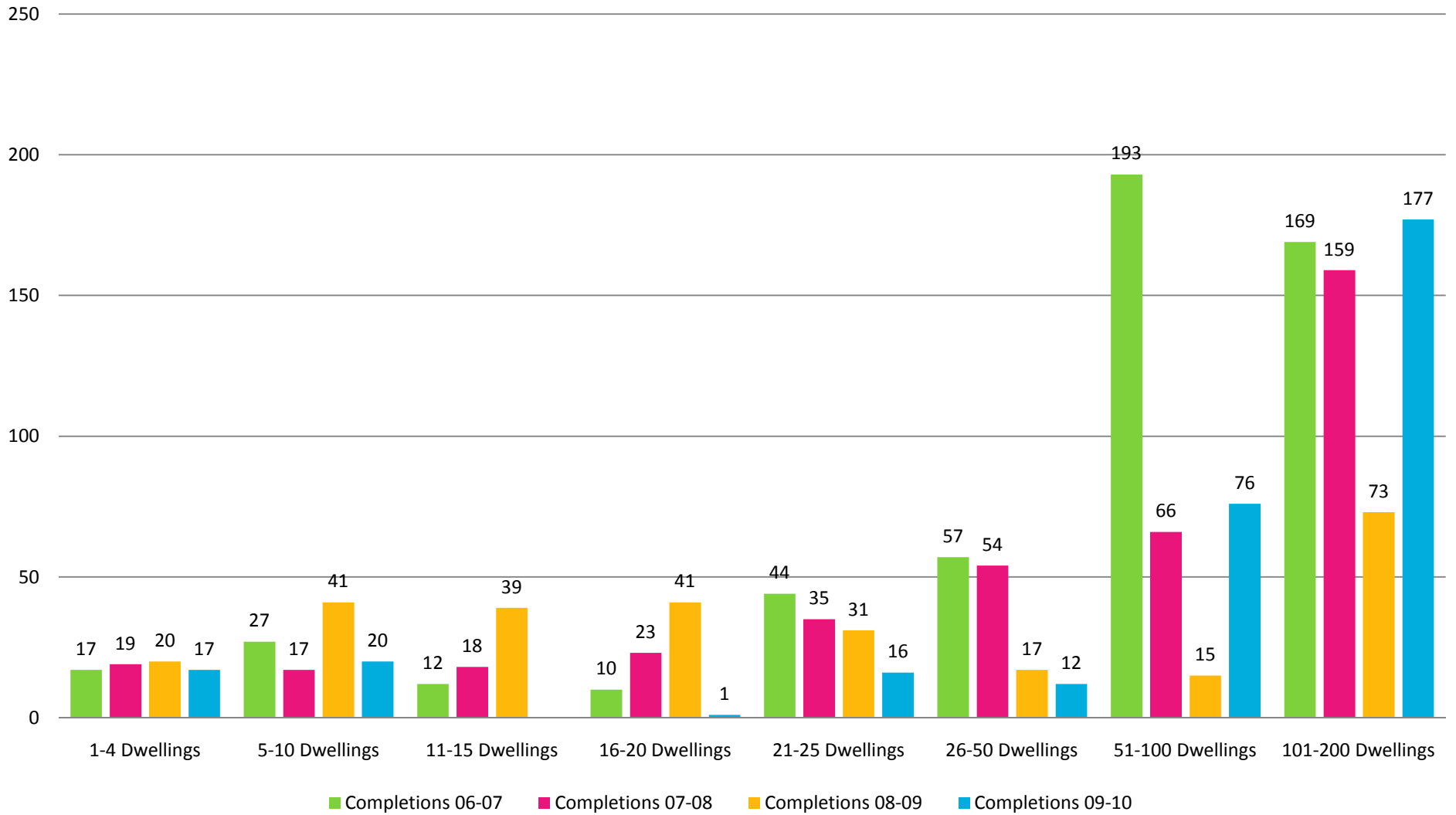
## City of Lincoln Completions 2006- 2010 (by Site size) Overview

| Thresholds         | Completions 06-07 | Completions 07-08 | Completions 08-09 | Completions 09-10 | Total       |
|--------------------|-------------------|-------------------|-------------------|-------------------|-------------|
| 1-4 Dwellings      | 17 <sup>21</sup>  | 19                | 20                | 17                | 73          |
| 5-10 Dwellings     | 27                | 17                | 41                | 20                | 105         |
| 11-15 Dwellings    | 12                | 18                | 39                | -                 | 69          |
| 16-20 Dwellings    | 10                | 23                | 41                | 1                 | 75          |
| 21-25 Dwellings    | 44                | 35                | 31                | 16                | 126         |
| 26-50 Dwellings    | 57                | 54                | 17                | 12                | 140         |
| 51-100 Dwellings   | 193               | 66                | 15                | 76                | 350         |
| 101-200 Dwellings  | 169               | 159               | 73                | 177               | 578         |
| <b>Grand Total</b> | <b>529</b>        | <b>391</b>        | <b>277</b>        | <b>319</b>        | <b>1516</b> |

Central Lincolnshire  
Joint Strategic Planning Committee

<sup>21</sup> Completions example: In 2006-2007 on sites of between 1-4 dwellings, 17 dwellings were completed.

## Lincoln Net Completions (by Threshold) 2006-2010



## Detailed Analysis of City of Lincoln Permissions and Completions (By Site Size) 2006-2010

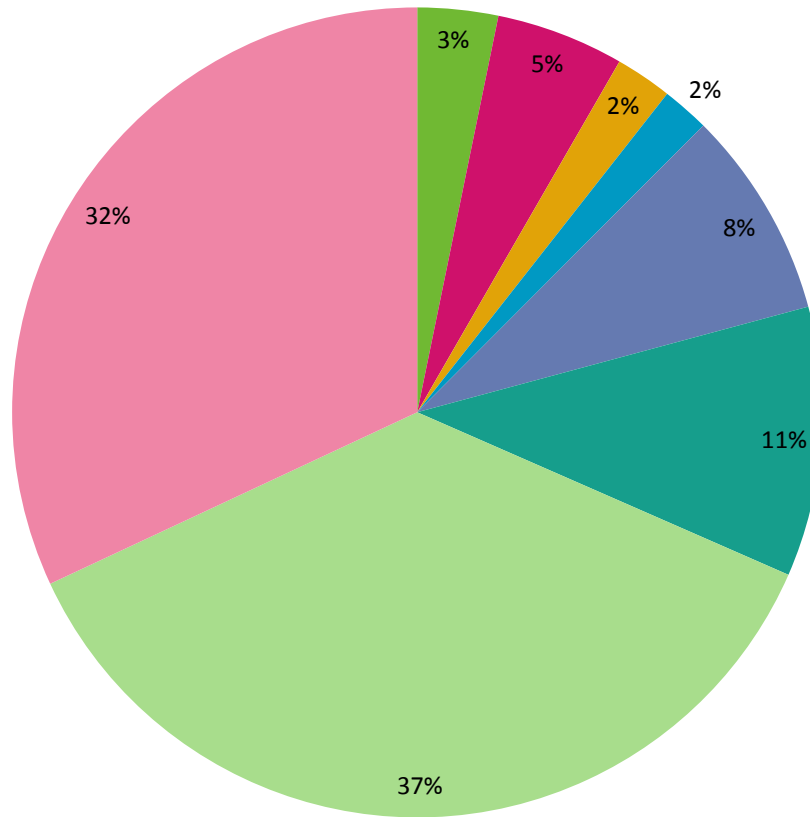
### City of Lincoln Completions 2006-2007

| Site Size          | Net Completions 2006 - 2007 |
|--------------------|-----------------------------|
| 1-4 Dwellings      | 17                          |
| 5-10 Dwellings     | 27                          |
| 11-15 Dwellings    | 12                          |
| 16-20 Dwellings    | 10                          |
| 21-25 Dwellings    | 44                          |
| 26-50 Dwellings    | 57                          |
| 51-100 Dwellings   | 193                         |
| 101-200 Dwellings  | 169                         |
| <b>Grand Total</b> | <b>529</b>                  |

Central Lincolnshire  
Joint Strategic Planning Committee

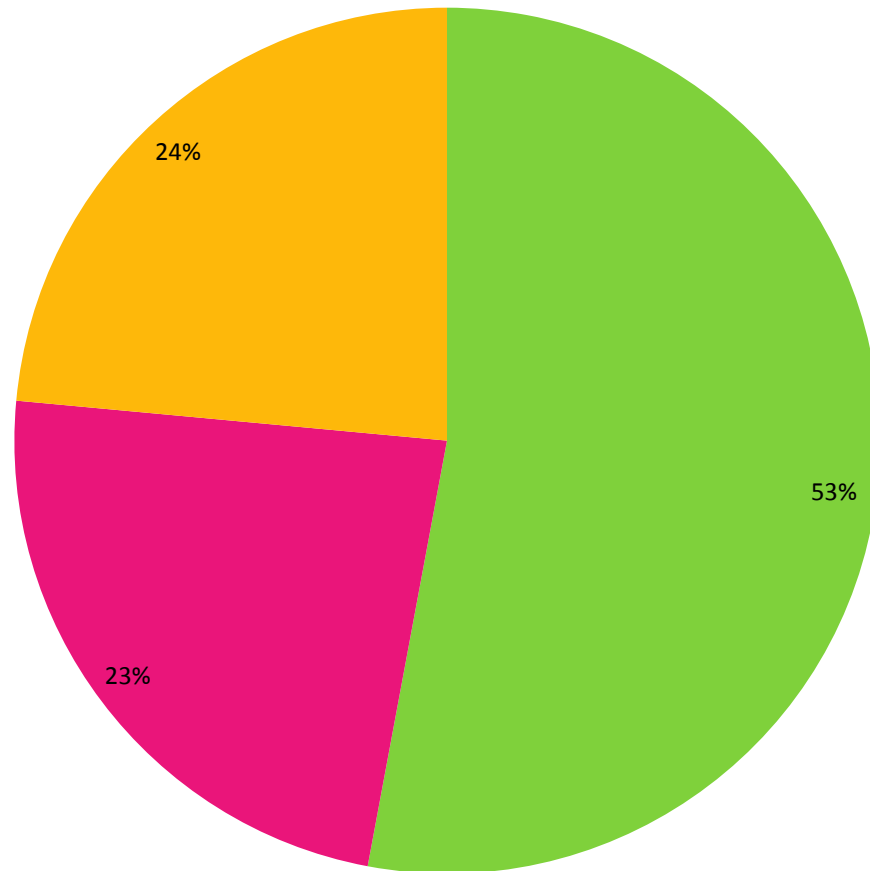
## Lincoln Net Completions 2006-2007

1-4 Dwellings    5 -10 Dwellings    11-15 Dwellings    16-20 Dwellings    21-25 Dwellings  
26-50 Dwellings    51-100 Dwellings    101-200 Dwellings    201-400 Dwellings



## Net Completions 2006-2007 (1-4 Dwellings site size)

■ 1 Dwelling ■ 2 Dwellings ■ 4 Dwellings





## City of Lincoln Permissions and Completions 2007-2008

| Site Size          | Net Completions 07-08 | Number of Permissions Granted 07-08 | Total Number of dwellings from permissions Granted |
|--------------------|-----------------------|-------------------------------------|--|
| 1-4 Dwellings      | 19 <sup>22</sup>      | 63 <sup>23</sup>                    | 97 <sup>24</sup>                                   |
| 5-10 Dwellings     | 17                    | 13                                  | 99   |
| 11-15 Dwellings    | 18                    | 4                                   | 51   |
| 16-20 Dwellings    | 23                    | 3                                   | 52   |
| 21-25 Dwellings    | 35                    | 1                                   | 21   |
| 26-50 Dwellings    | 54                    | 1                                   | 41   |
| 51-100 Dwellings   | 66                    | -                                   | -  |
| 101-200 Dwellings  | 159                   | -                                   | -  |
| <b>Grand Total</b> | <b>391</b>            | <b>85</b>                           | <b>361</b>   |

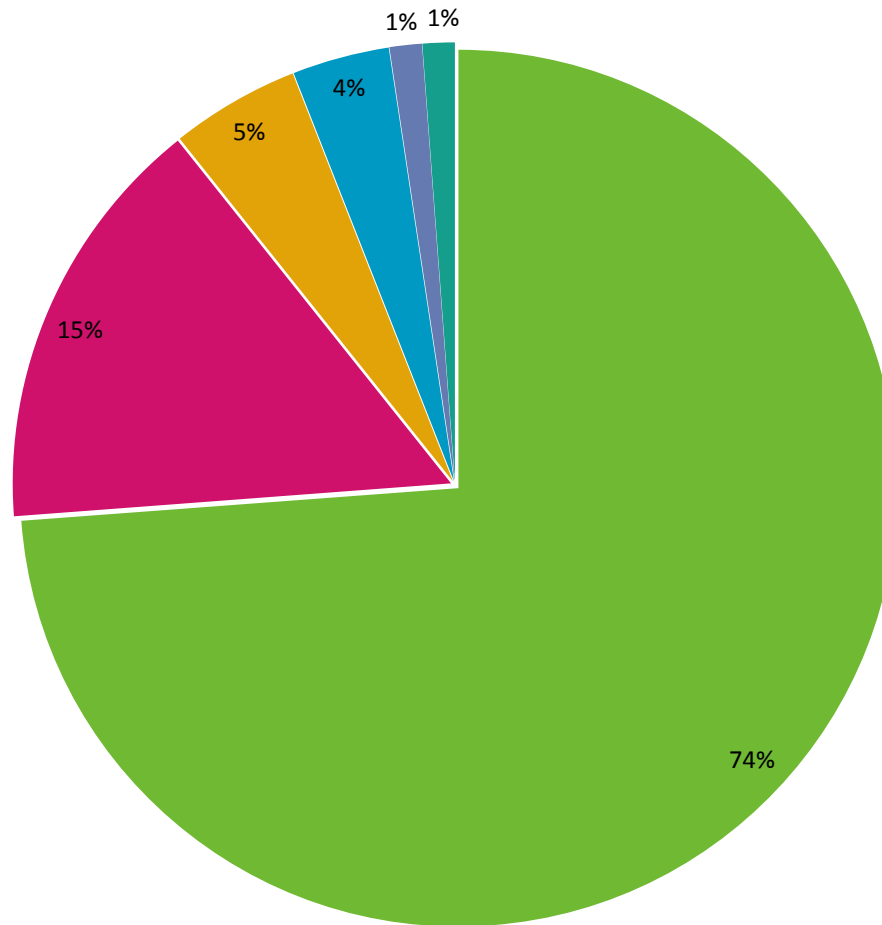
22 Completions example: In 2007-2008 on sites of between 1-4 dwellings, 19 dwellings were completed.

23 Permissions example: In 2007-2008 on sites of between 1-4 dwellings, 63 permissions were granted.

24 Number of dwellings from permissions granted example: In 2007-2008 on sites of between 1-4 dwellings, out of the 63 permissions granted, 97 dwellings were approved to be built.

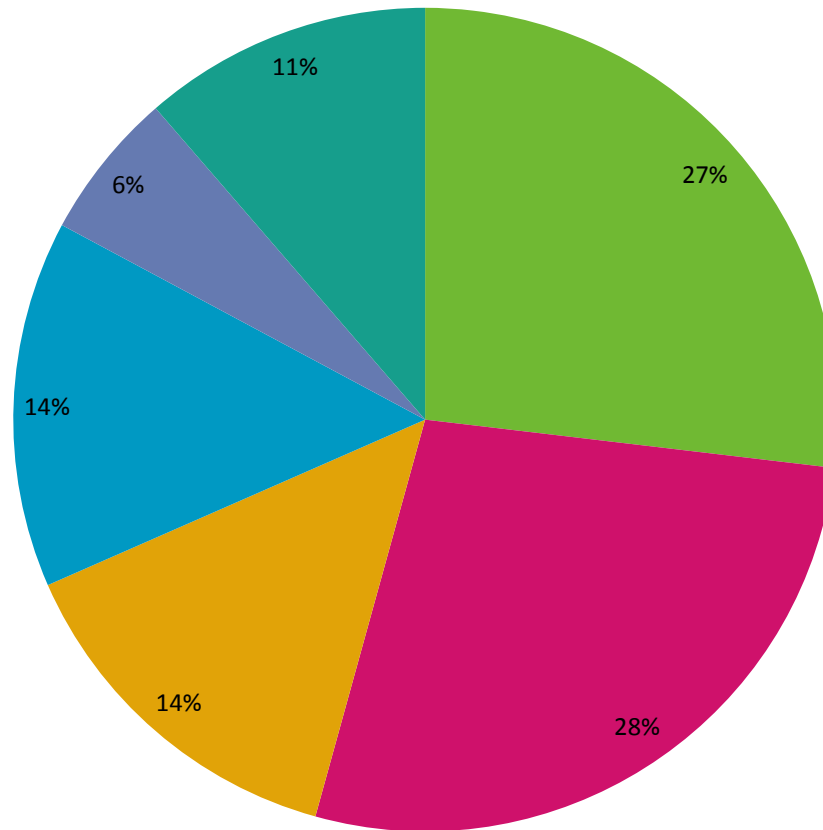
## Number of Permissions Granted 2007-2008

■ 1-4 Dwellings ■ 5-10 Dwellings ■ 11-15 Dwellings ■ 16-20 Dwellings ■ 21-25 Dwellings ■ 26-50 Dwellings



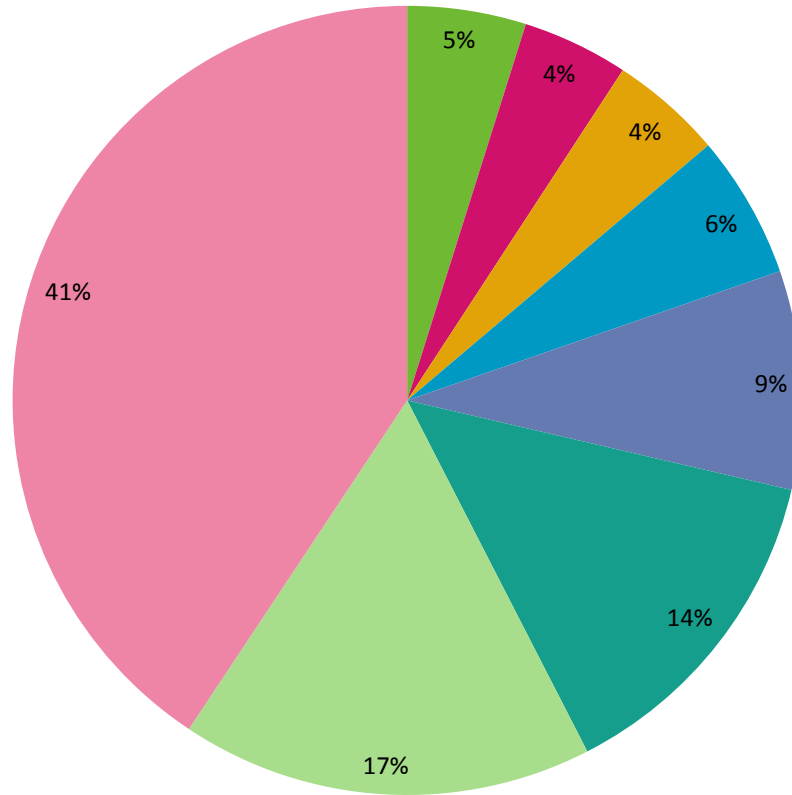
## Total number of Dwellings from Permissions Granted within the financial year (By site size) 2007-2008

■ 1-4 Dwellings ■ 5-10 Dwellings ■ 11-15 Dwellings ■ 16-20 Dwellings ■ 21-25 Dwellings ■ 26-50 Dwellings



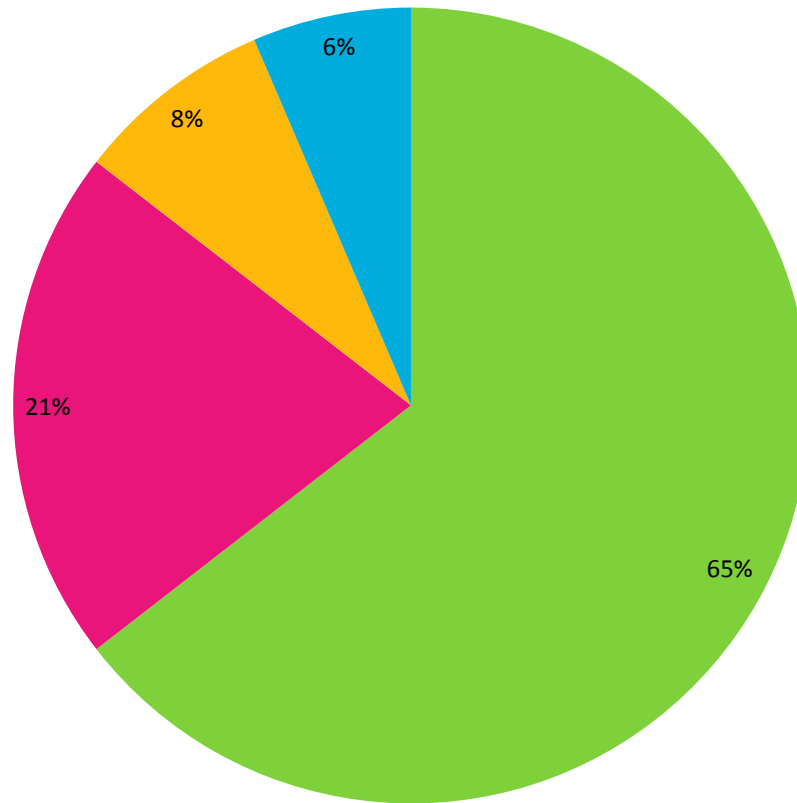
## Lincoln Net Completions 2007-2008

1-4 Dwellings    5-10 Dwellings    11-15 Dwellings    16-20 Dwellings    21-25 Dwellings  
26-50 Dwellings    51-100 Dwellings    101-200 Dwellings    201-400 Dwellings    401-600 Dwellings



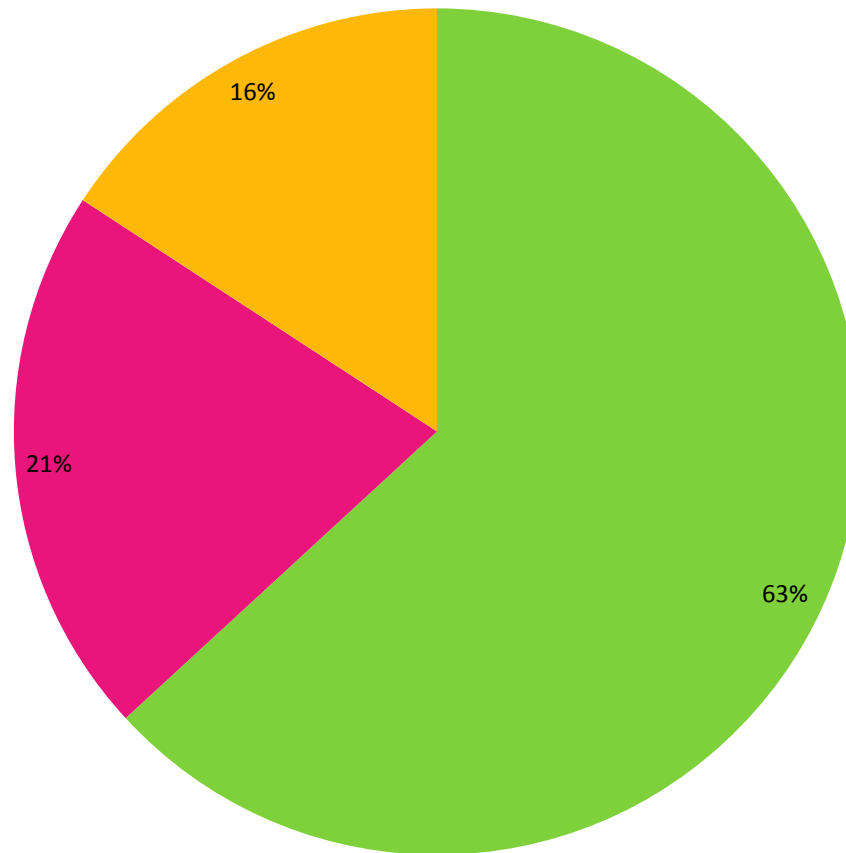
## Total number of permissions granted 2007-2008 (1-4 dwelling site size)

■ 1 Dwelling ■ 2 Dwellings ■ 3 Dwellings ■ 4 Dwellings



## Net Completions 2007-2008 (1-4 dwelling site size)

■ 1 Dwelling ■ 2 Dwellings ■ 3 Dwellings



## City of Lincoln Permissions and Completions 2008-2009

| Site size          | Net Completions 08-09 | Number of Permissions Granted 08-09 | Total Number of dwellings from permissions Granted 08-09 |
|--------------------|-----------------------|-------------------------------------|--|
| 1-4 Dwellings      | 20 <sup>25</sup>      | 26 <sup>26</sup>                    | 46 <sup>27</sup>   |
| 5-10 Dwellings     | 41                    | 11                                  | 81   |
| 11-15 Dwellings    | 39                    | 6                                   | 77   |
| 16-20 Dwellings    | 41                    | 1                                   | 17   |
| 21-25 Dwellings    | 31                    | -                                   | -  |
| 26-50 Dwellings    | 17                    | 1                                   | 30   |
| 51-100 Dwellings   | 15                    | -                                   | -  |
| 101-200 Dwellings  | 73                    | 1                                   | 134  |
| <b>Grand Total</b> | <b>277</b>            | <b>46</b>                           | <b>385</b>   |

Joint Strategic Planning Committee

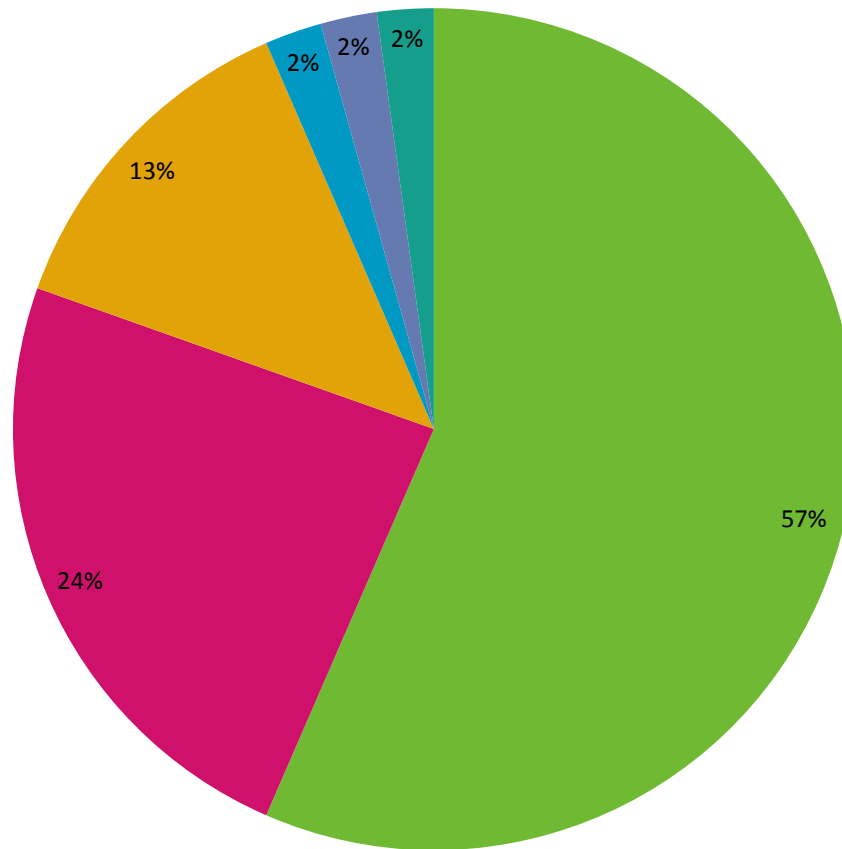
<sup>25</sup> Completions example: In 2007-2008 on sites of between 1-4 dwellings, 20 dwellings were completed.

<sup>26</sup> Permissions example: In 2007-2008 on sites of between 1-4 dwellings, 26 permissions were granted.

<sup>27</sup> Number of dwellings from permissions granted example: In 2007-2008 on sites of between 1-4 dwellings, from the 26 permissions granted, 46 dwellings were approved to be built.

## Number of Permissions Granted 2008-2009

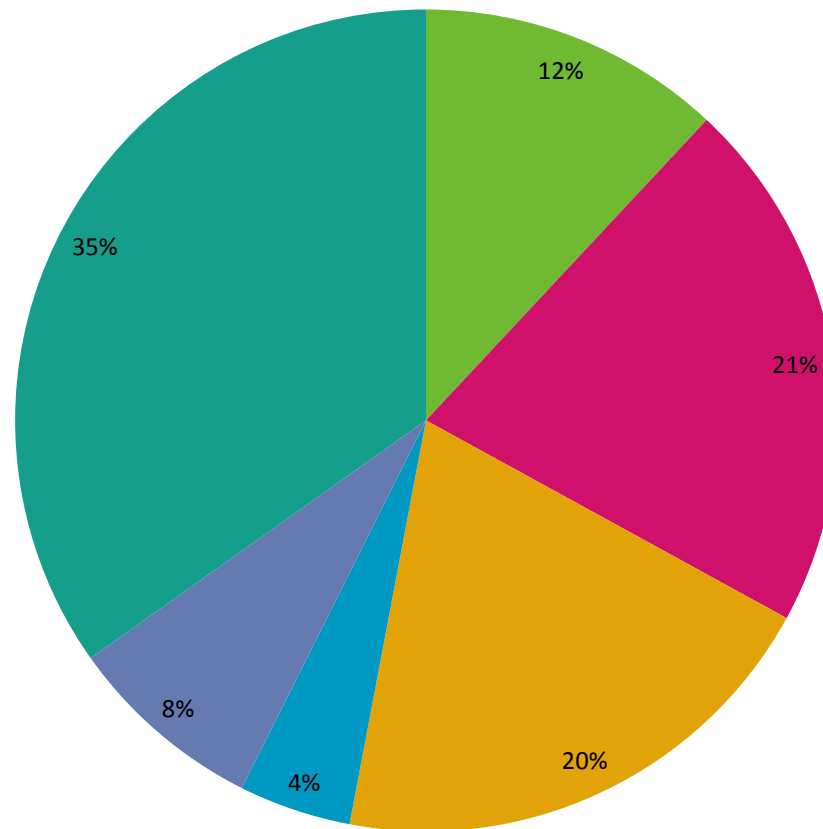
■ 1-4 Dwellings ■ 5-10 Dwellings ■ 11-15 Dwellings ■ 16-20 Dwellings ■ 26-50 Dwellings ■ 101-200 Dwellings





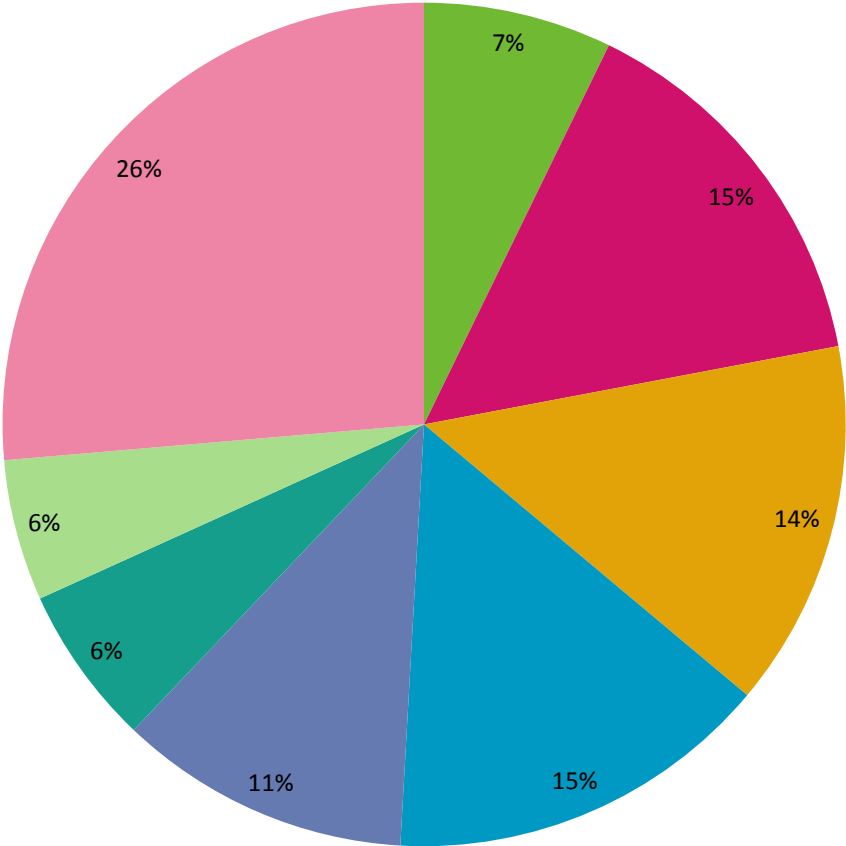
## Total number of Dwellings from Permissions Granted within the financial year (by site size) 2008-2009

■ 1-4 Dwellings ■ 5-10 Dwellings ■ 11-15 Dwellings ■ 16-20 Dwellings ■ 26-50 Dwellings ■ 101-200 Dwellings



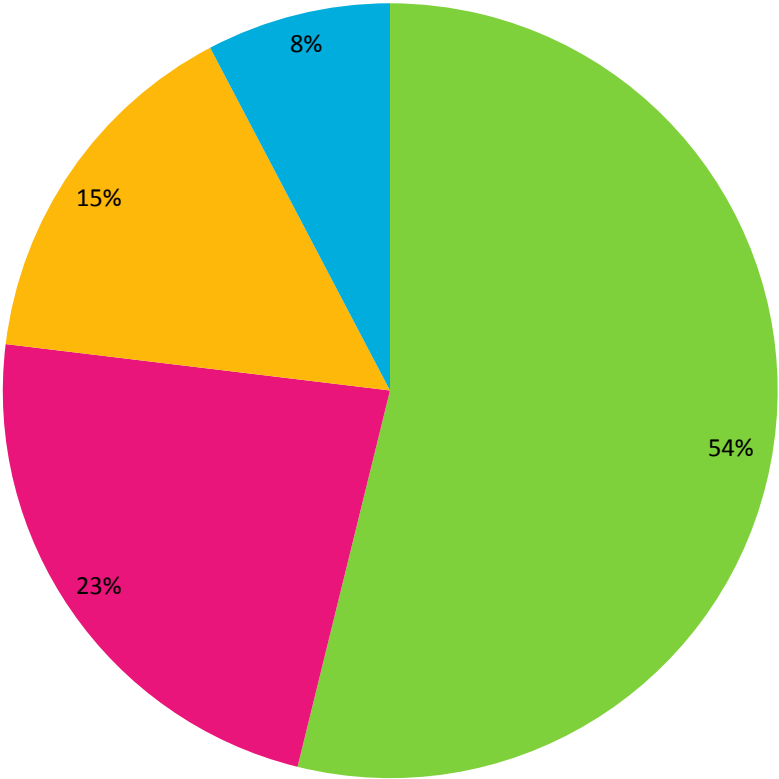
# Lincoln Net Completions 2008-2009

- 1-4 Dwellings
- 5-10 Dwellings
- 11-15 Dwellings
- 16-20 Dwellings
- 21-25 Dwellings
- 26-50 Dwellings
- 51-100 Dwellings
- 101-200 Dwellings
- 201-400 Dwellings



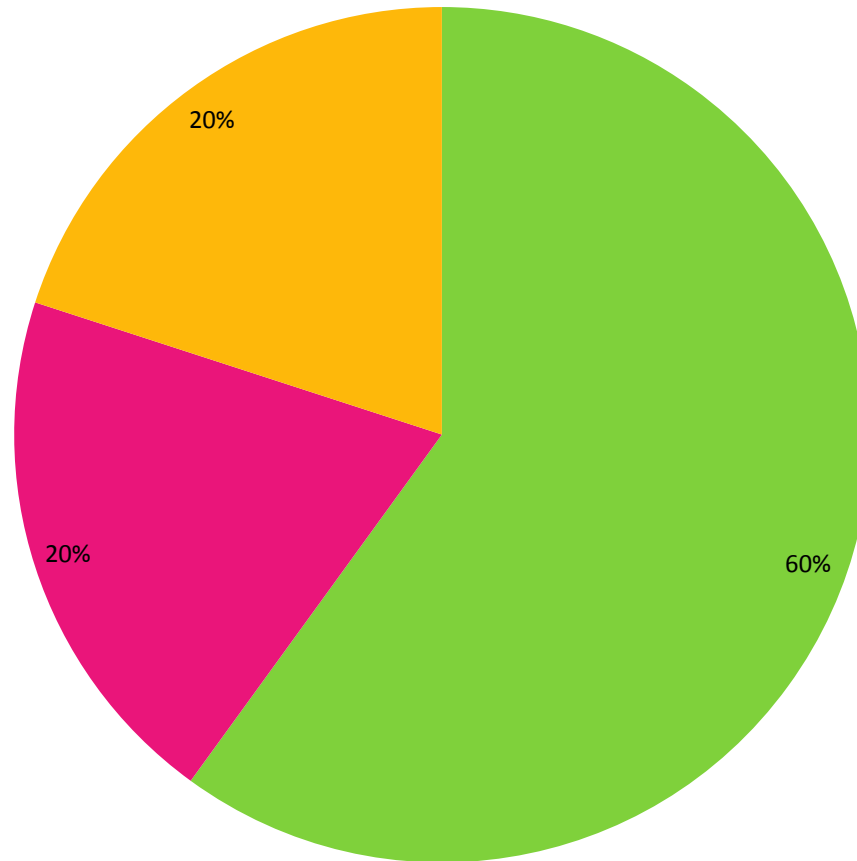
# Number of permissions granted 2008-2009 (1-4 dwellings site size)

■ 1 Dwelling ■ 2 Dwellings ■ 3 Dwellings ■ 4 Dwellings



## Net Completions 2008-2009 (1-4 Dwelling site size)

■ 1 Dwelling ■ 2 Dwellings ■ 4 Dwellings



## City of Lincoln Permissions and Completions 2009-2010

| Thresholds         | Net Completions 09-10 | Number of Permissions Granted 09-10 | Total Number of dwellings from permissions Granted 09-10 |
|--------------------|-----------------------|-------------------------------------|--|
| 1-4 Dwellings      | 17 <sup>28</sup>      | 31 <sup>29</sup>                    | 44 <sup>30</sup>   |
| 5-10 Dwellings     | 20                    | 14                                  | 99   |
| 11-15 Dwellings    | –                     | 5                                   | 59   |
| 16-20 Dwellings    | 1                     | 3                                   | 53   |
| 21-25 Dwellings    | 16                    | 1                                   | 22   |
| 26-50 Dwellings    | 12                    | 1                                   | 27   |
| 51-100 Dwellings   | 76                    | 1                                   | 76   |
| 101-200 Dwellings  | 177                   | –                                   | –  |
| 201-400 Dwellings  | –                     | 1                                   | 255  |
| <b>Grand Total</b> | <b>319</b>            | <b>57</b>                           | <b>635</b>   |

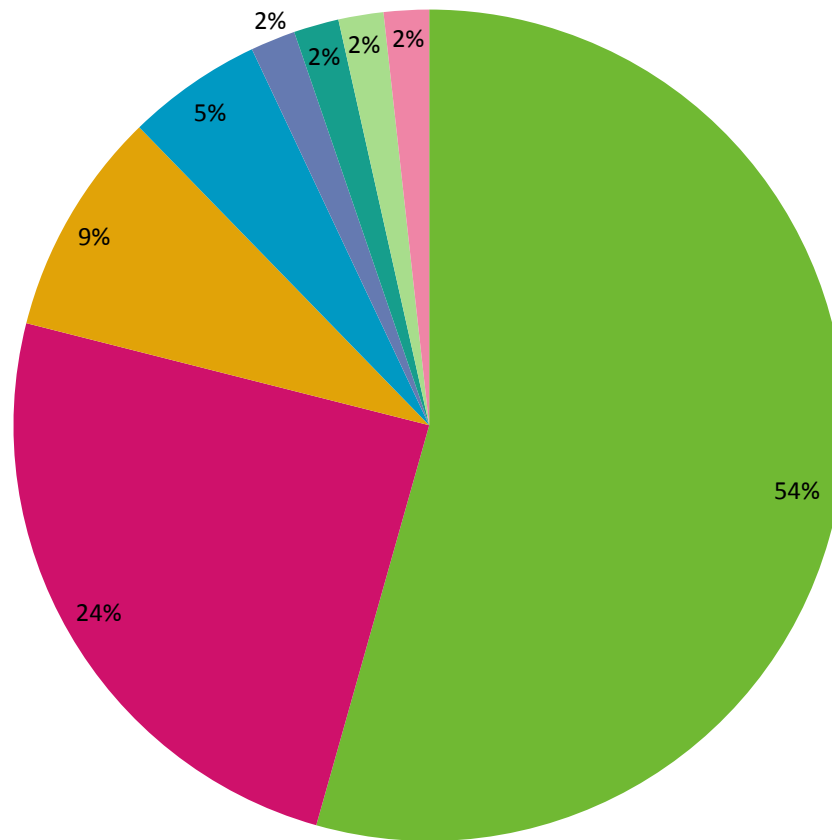
<sup>28</sup> Completions example: In 2007-2008 on sites of between 1-4 dwellings, 17 dwellings were completed.

<sup>29</sup> Permissions example: In 2007-2008 on sites of between 1-4 dwellings, 31 permissions were granted.

<sup>30</sup> Number of dwellings from permissions granted example: In 2007-2008 on sites of between 1-4 dwellings, from the 26 permissions granted, 46 dwellings were approved to be built.

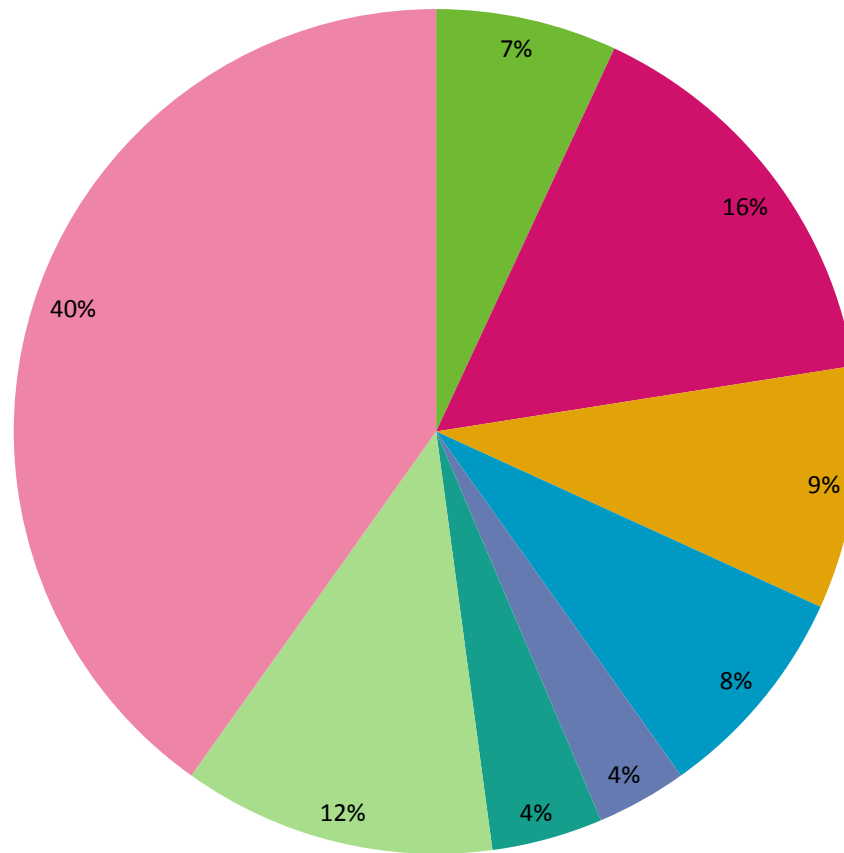
## Number of Permissions Granted 2009-2010

■ 1-4 Dwellings ■ 5-10 Dwellings ■ 11-15 Dwellings ■ 16-20 Dwellings ■ 21-25 Dwellings ■ 26-50 Dwellings ■ 51-100 Dwellings ■ 201-400 Dwellings



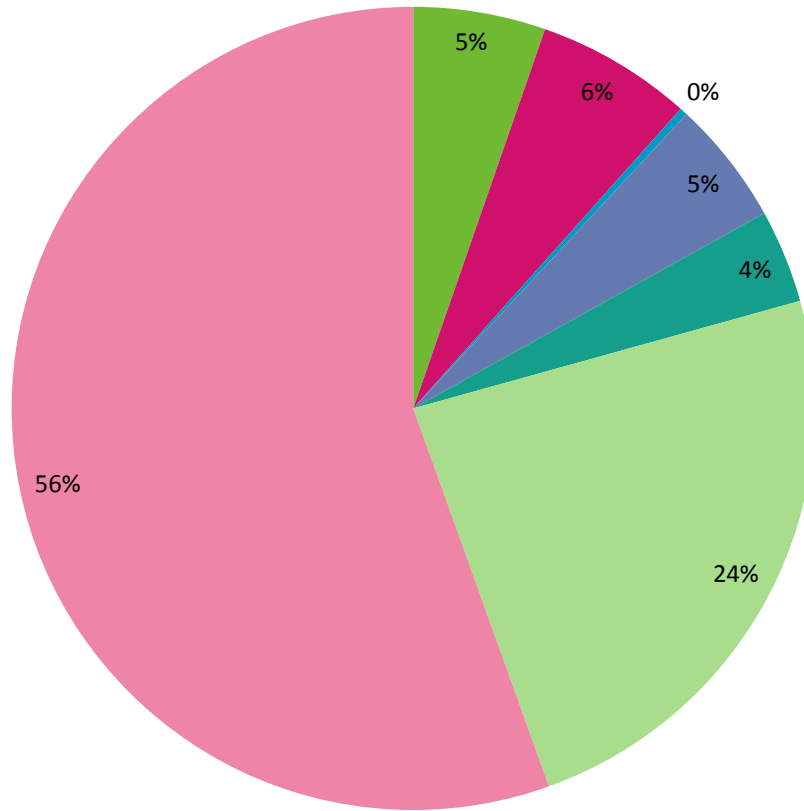
## Total number of Dwellings from Permissions Granted within the financial year (by Site size) 2009-2010

■ 1-4 Dwellings ■ 5-10 Dwellings ■ 11-15 Dwellings ■ 16-20 Dwellings ■ 21-25 Dwellings ■ 26-50 Dwellings ■ 51-100 Dwellings ■ 201-400 Dwellings



## Lincoln Net Completions 2009-2010

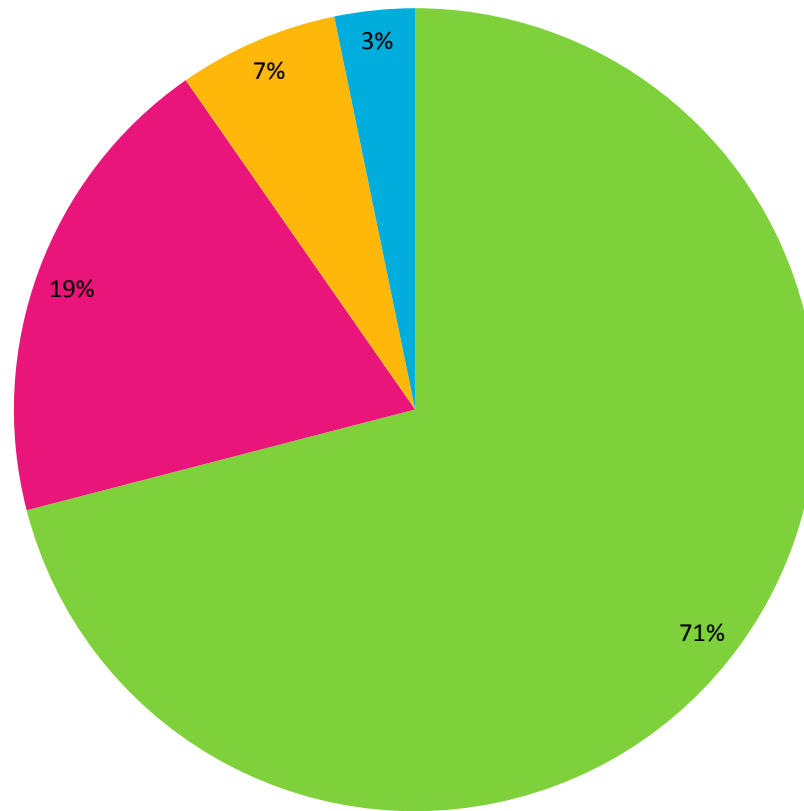
- 1-4 Dwellings
- 5-10 Dwellings
- 11-15 Dwellings
- 16-20 Dwellings
- 21-25 Dwellings
- 26-50 Dwellings
- 51-100 Dwellings
- 101-200 Dwellings
- 201-400 Dwellings





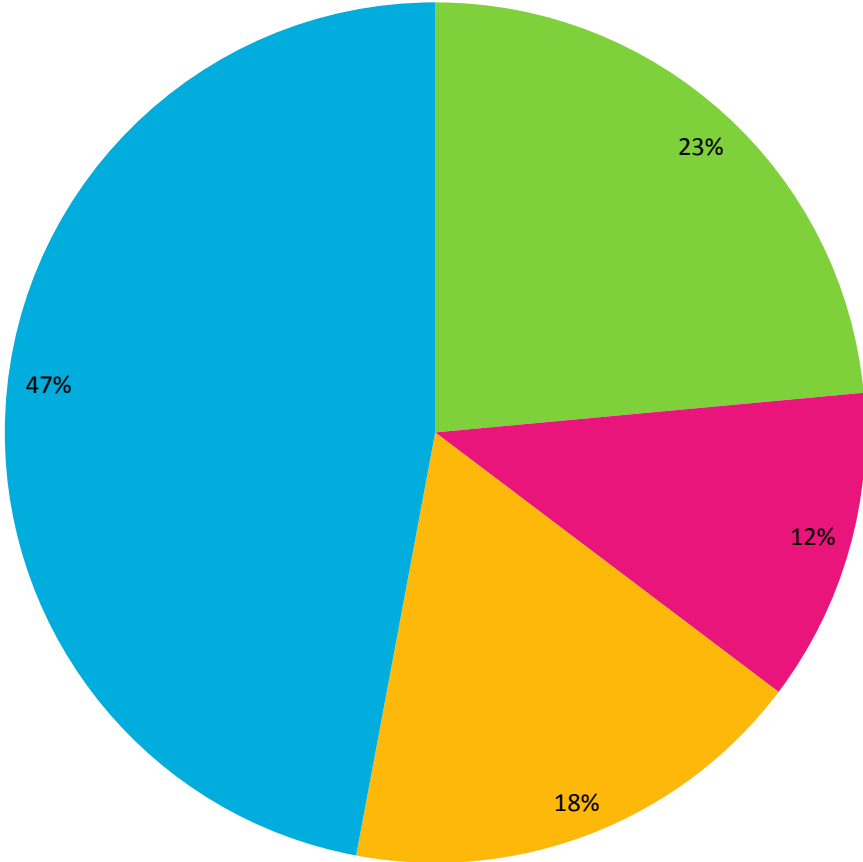
## Number of permissions granted 2009-2010 (1-4 dwellings site size)

■ 1 Dwelling ■ 2 Dwellings ■ 3 Dwellings ■ 4 Dwellings



# Net Completions 2009-2010 (1-4 Dwellings site size)

■ 1 Dwelling ■ 2 Dwellings ■ 3 Dwellings ■ 4 Dwellings





# West Lindsey Trend Analysis

---

Permissions 2006-2010 and Completions 2006-2010

Central Lincolnshire  
Joint Strategic Planning Committee

NB:

1. DATA REGARDING COMPLETIONS FOR WEST LINDSEY OBTAINED FROM AHSA.
2. NO DATA AVAILABLE FOR WEST LINDSEY'S COMPLETIONS AT SITE SIZE LEVEL.
3. NO DATA AVAILABLE FOR WEST LINDSEY'S PERMISSIONS GRANTED AT SETTLEMENT/PARISH LEVEL.

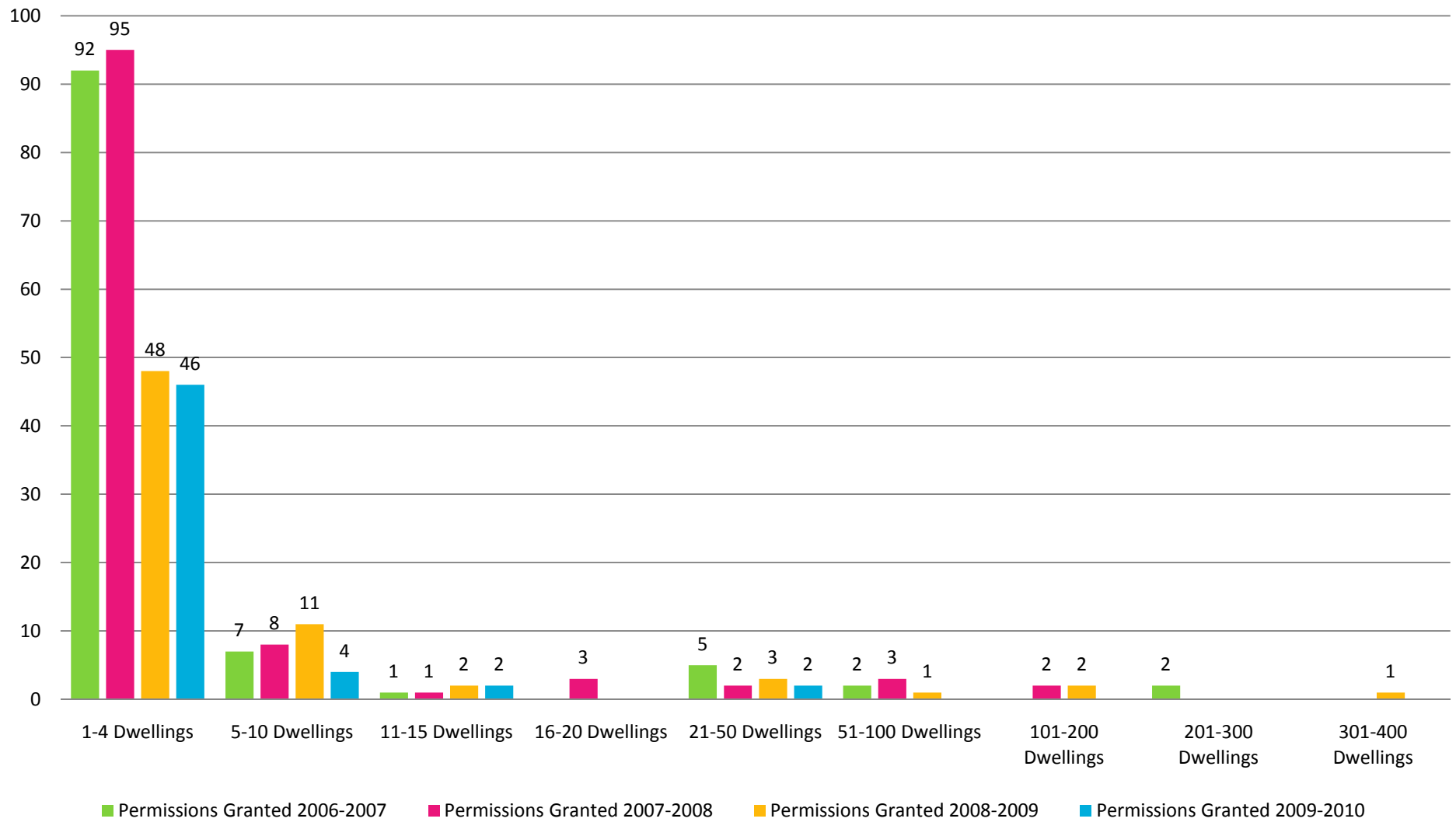
## West Lindsey Permissions 2006-2010 (by Site Size) Overview

| Threshold          | Permissions Granted<br>2006-2007 | Permissions Granted<br>2007-2008 | Permissions Granted<br>2008-2009 | Permissions Granted<br>2009-2010 | Totals     |
|--------------------|----------------------------------|----------------------------------|----------------------------------|----------------------------------|------------|
| 1-4 Dwellings      | 92 <sup>31</sup>                 | 95                               | 48                               | 46                               | <b>281</b> |
| 5-10 Dwellings     | 7                                | 8                                | 11                               | 4                                | <b>30</b>  |
| 11-15 Dwellings    | 1                                | 1                                | 2                                | 2                                | <b>6</b>   |
| 16-20 Dwellings    | -                                | 3                                | -                                | -                                | <b>3</b>   |
| 21-50 Dwellings    | 5                                | 2                                | 3                                | 2                                | <b>12</b>  |
| 51-100 Dwellings   | 2                                | 3                                | 1                                | -                                | <b>6</b>   |
| 101-200 Dwellings  | -                                | 2                                | 2                                | -                                | <b>4</b>   |
| 201-300 Dwellings  | 2                                | -                                | -                                | -                                | <b>2</b>   |
| 301-400 Dwellings  | -                                | -                                | 1                                | -                                | <b>1</b>   |
| <b>Grand Total</b> | <b>109</b>                       | <b>114</b>                       | <b>68</b>                        | <b>54</b>                        | <b>345</b> |

Joint Strategic Planning Committee

<sup>31</sup> Permissions Granted Example: In 2006-2007 on sites of between 1-4 dwellings, 92 permissions were granted.

## West Lindsey Number of Permissions Granted 2006-2010 Overview (by Site Size)



## Detailed analysis of West Lindsey's Permissions 2006-2010 (by Site size)

### West Lindsey permissions 2006-2007

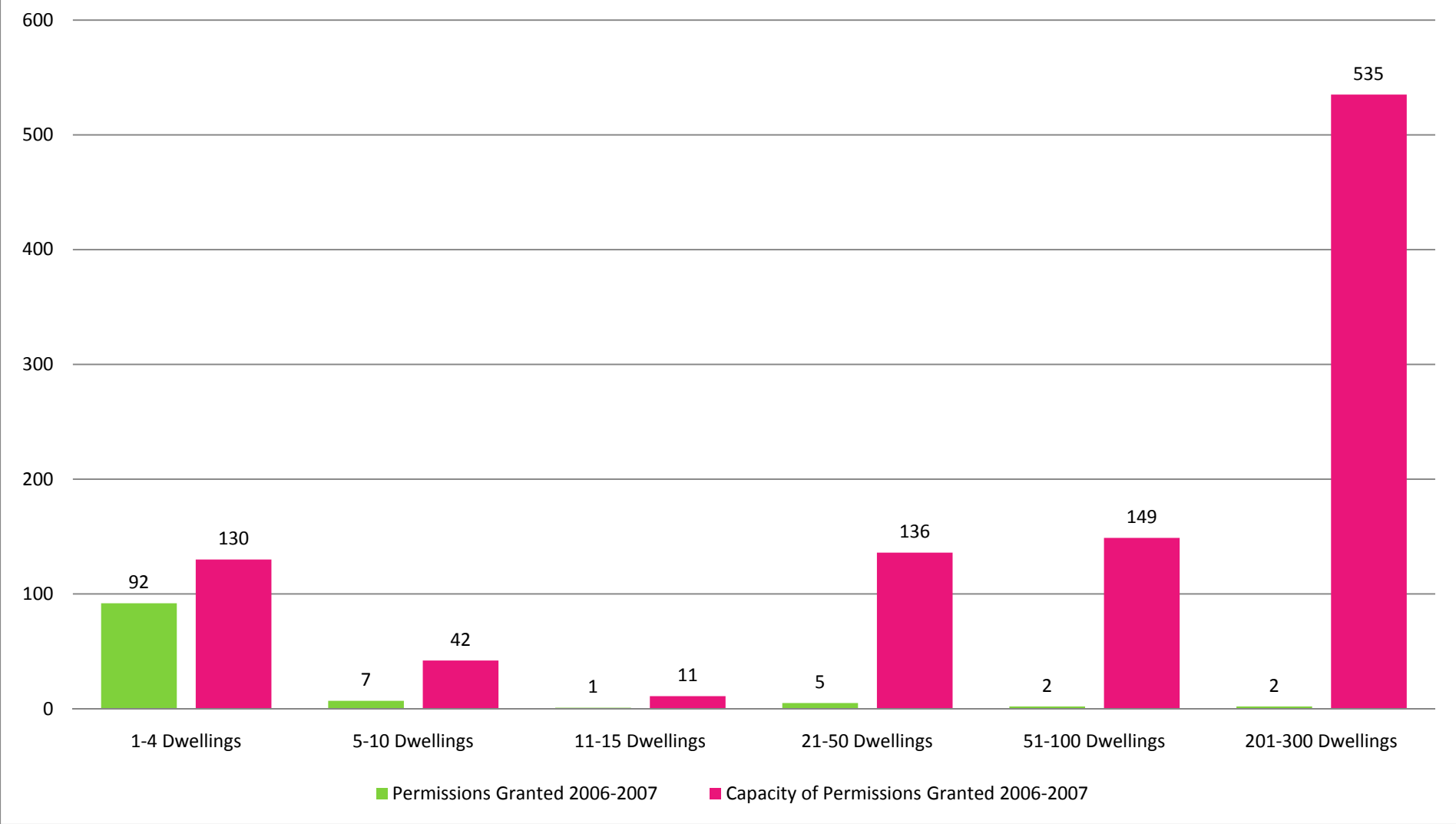
| Threshold          | Permissions Granted 2006-2007 | Number of Dwellings from Permissions Granted 2006-2007 |
|--------------------|-------------------------------|--|
| 1-4 Dwellings      | 92 <sup>32</sup>              | 130 <sup>33</sup>                                      |
| 5-10 Dwellings     | 7                             | 42   |
| 11-15 Dwellings    | 1                             | 11   |
| 21-50 Dwellings    | 5                             | 136  |
| 51-100 Dwellings   | 2                             | 149  |
| 201-300 Dwellings  | 2                             | 535  |
| <b>Grand Total</b> | <b>109</b>                    | <b>1003</b>  |

Central Lincolnshire  
Joint Strategic Planning Committee

<sup>32</sup> Permissions Granted Example: In 2006-2007 on sites of between 1-4 dwellings, 92 permissions were granted.

<sup>33</sup> Capacity of permissions granted: In 2006-2007 on sites of between 1-4 dwellings, from the 92 permissions granted, 130 dwellings were approved to be built.

### West Lindsey Permissions Granted 2006-2007



## West Lindsey permissions 2007-2008

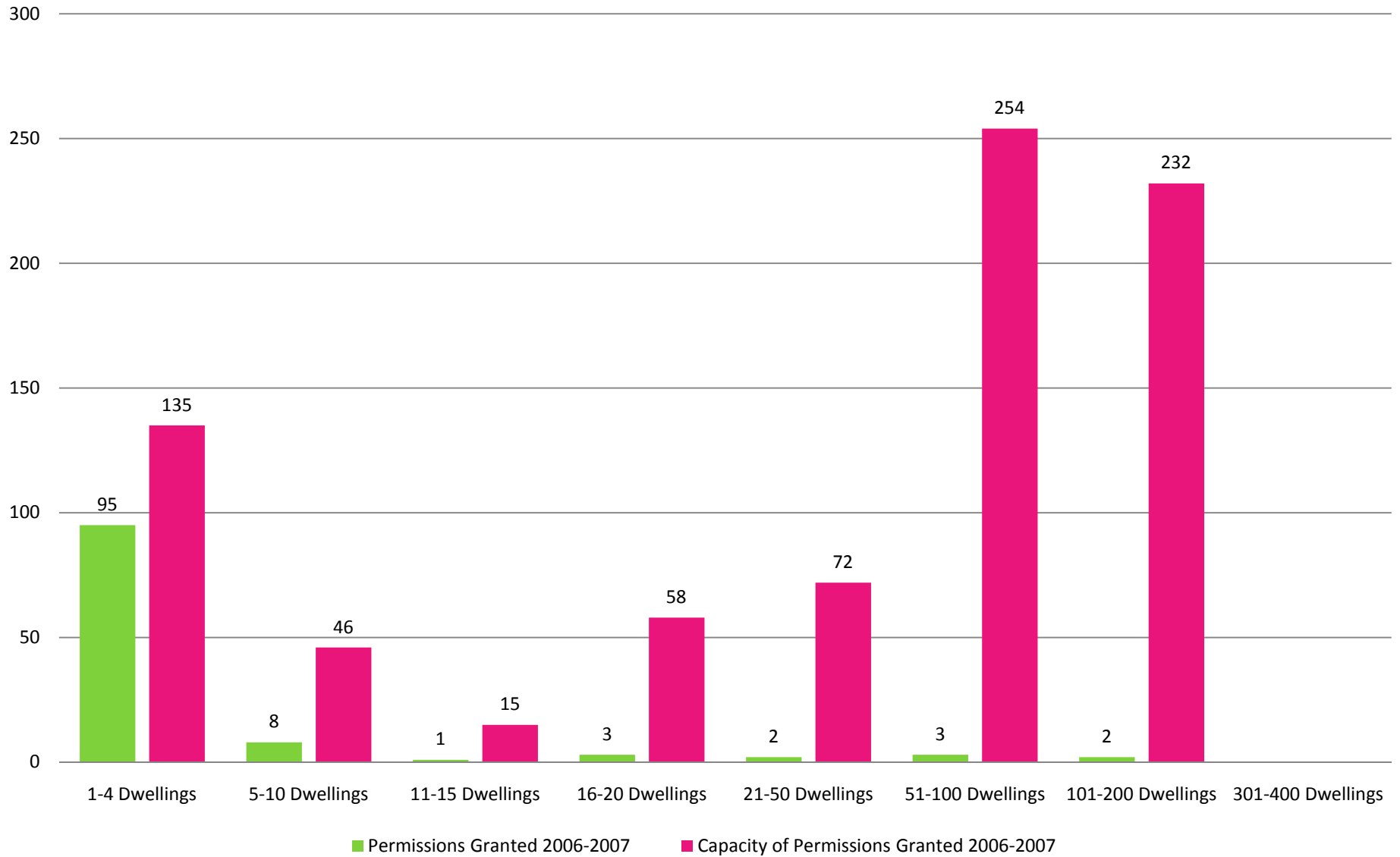
| Threshold          | Permissions Granted 2007-2008 | Number of Dwellings from Permissions Granted 2007-2008 |
|--------------------|-------------------------------|--|
| 1-4 Dwellings      | 95 <sup>34</sup>              | 135 <sup>35</sup>                                      |
| 5-10 Dwellings     | 8                             | 46   |
| 11-15 Dwellings    | 1                             | 15   |
| 16-20 Dwellings    | 3                             | 58   |
| 21-50 Dwellings    | 2                             | 72   |
| 51-100 Dwellings   | 3                             | 254  |
| 101-200 Dwellings  | 2                             | 232  |
| 301-400 Dwellings  | -                             | -  |
| <b>Grand Total</b> | <b>114</b>                    | <b>812</b>   |

<sup>34</sup> Permissions Granted Example: In 2007-2008 on sites of between 1-4 dwellings, 95 permissions were granted.

<sup>35</sup> Capacity of permissions granted: In 2007-2008 on sites of between 1-4 dwellings, from the 95 permissions granted, 135 dwellings were approved to be built.



## West Lindsey Permissions Granted 2007-2008



## West Lindsey permissions 2008-2009

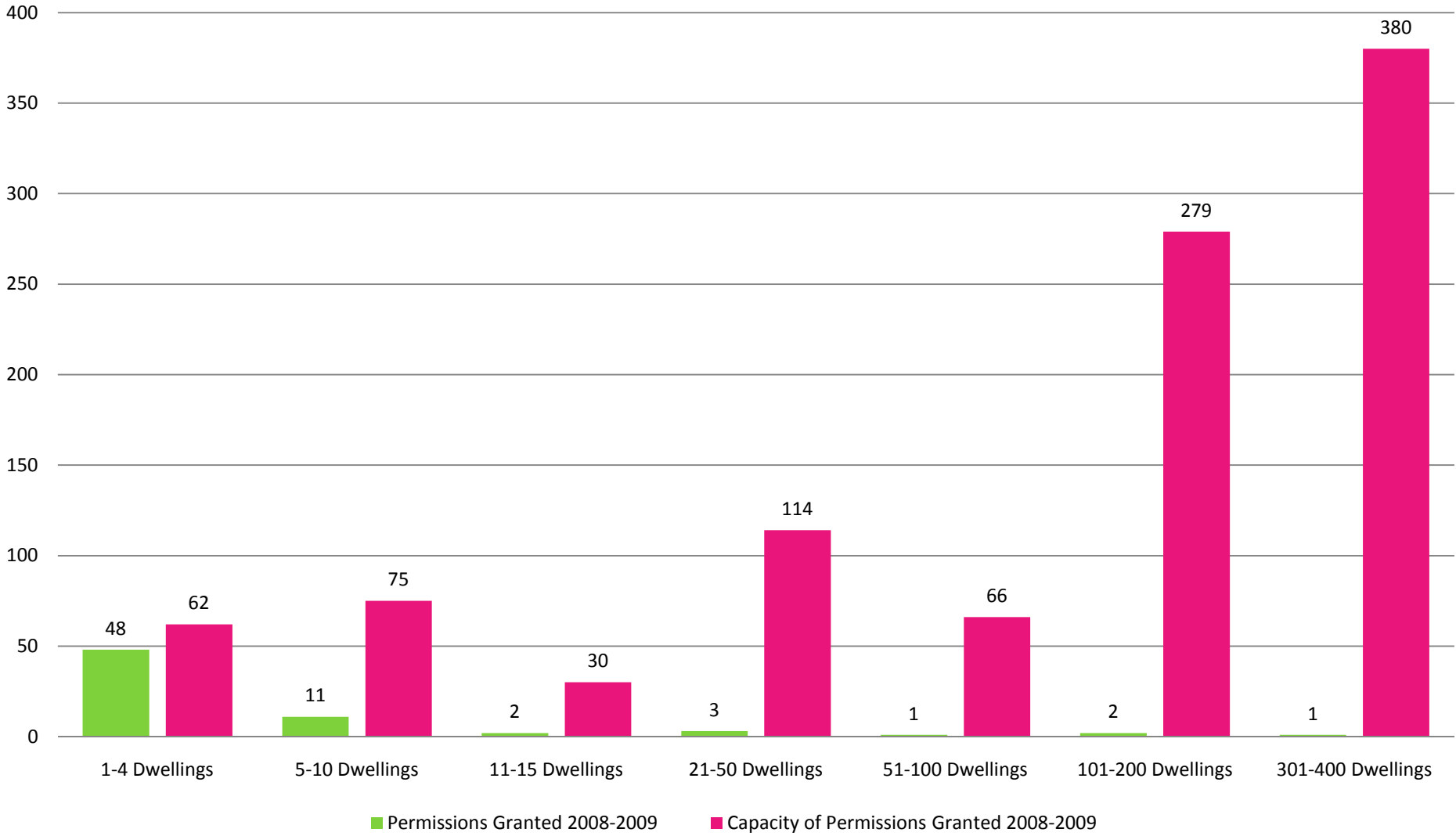
| Threshold          | Permissions Granted 2008-2009 | Number of Dwellings from Permissions Granted 2008-2009 |
|--------------------|-------------------------------|--|
| 1-4 Dwellings      | 48 <sup>36</sup>              | 62 <sup>37</sup>                                       |
| 5-10 Dwellings     | 11                            | 75   |
| 11-15 Dwellings    | 2                             | 30   |
| 21-50 Dwellings    | 3                             | 114  |
| 51-100 Dwellings   | 1                             | 66   |
| 101-200 Dwellings  | 2                             | 279  |
| 301-400 Dwellings  | 1                             | 380  |
| <b>Grand Total</b> | <b>68</b>                     | <b>1006</b>  |

Central Lincolnshire  
Joint Strategic Planning Committee

<sup>36</sup> Permissions Granted Example: In 2008-2009 on sites of between 1-4 dwellings, 48 permissions were granted.

<sup>37</sup> Capacity of permissions granted: In 2008-2009 on sites of between 1-4 dwellings, from the 48 permissions granted, 62 dwellings were approved to be built.

# West Lindsey Permissions Granted 2008-2009



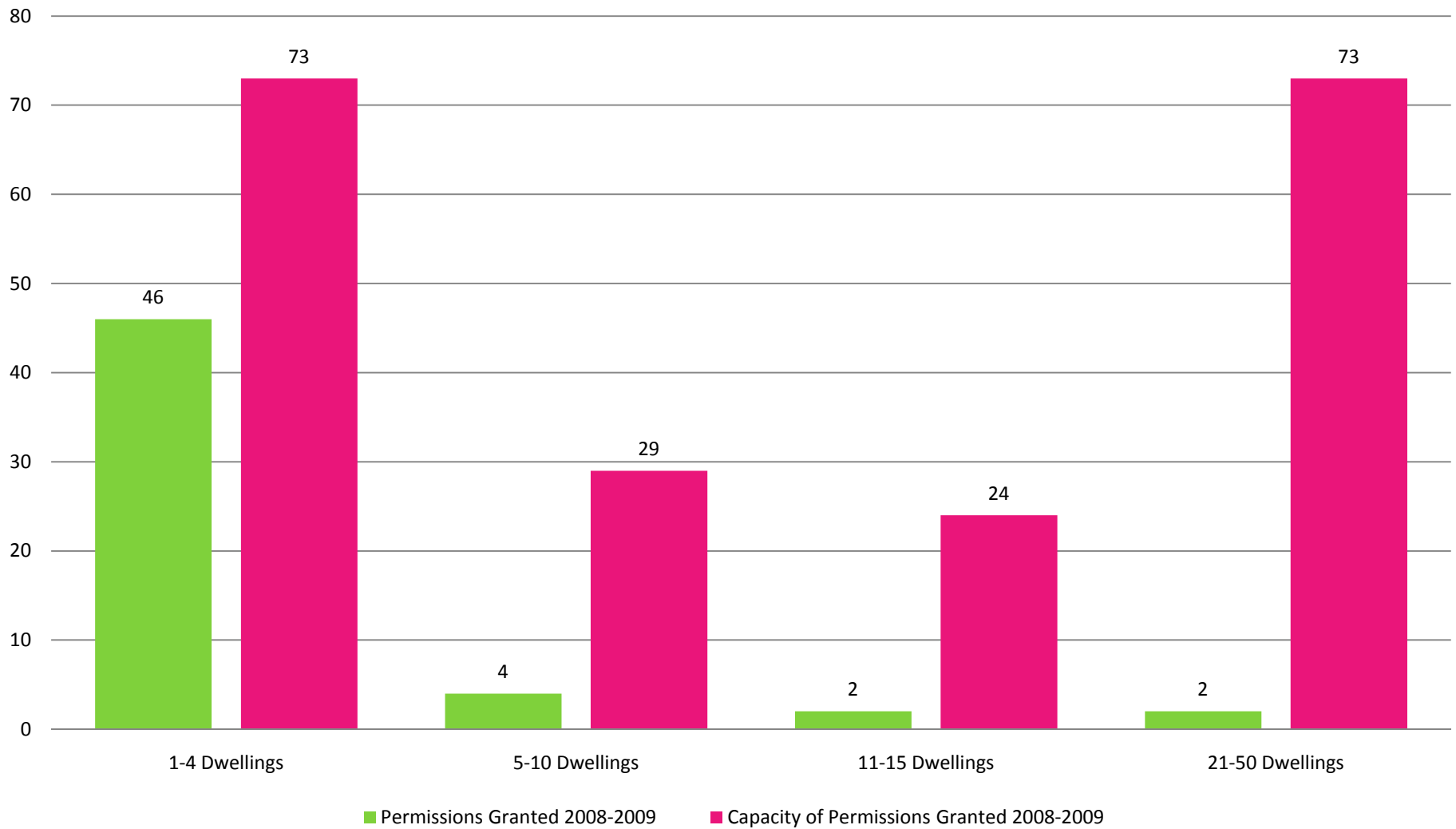
## West Lindsey Permissions 2009-2010

| Threshold          | Permissions Granted 2009-2010 | Number of Dwellings from Permissions Granted 2009-2010 | Totals     |
|--------------------|-------------------------------|--|------------|
| 1-4 Dwellings      | 46 <sup>38</sup>              | 73 <sup>39</sup>                                       | <b>119</b> |
| 5-10 Dwellings     | 4                             | 29   | <b>33</b>  |
| 11-15 Dwellings    | 2                             | 24   | <b>26</b>  |
| 21-50 Dwellings    | 2                             | 73   | <b>75</b>  |
| 51-100 Dwellings   | -                             | -  | -          |
| 101-200 Dwellings  | -                             | -  | -          |
| 301-400 Dwellings  | -                             | -  | -          |
| <b>Grand Total</b> | <b>54</b>                     | <b>199</b>   | <b>253</b> |

<sup>38</sup> Permissions Granted Example: In 2009-2010 on sites of between 1-4 dwellings, 46 permissions were granted.

<sup>39</sup> Capacity of permissions granted: In 2009-2010 on sites of between 1-4 dwellings, from the 46 permissions granted, 73 dwellings were approved to be built.

### Permissions Granted (by Site size) 2009-2010



## West Lindsey Completions 2006-2010 (by Settlement) Overview (from AHSA October 2010)

| West Lindsey Settlements | Completions 2006/07 | Completions 2007/08 | Completions 2008/09 | Completions 2009/10 | Total Completions |
|--------------------------|---------------------|---------------------|---------------------|---------------------|-------------------|
| Gainsborough             | 128 <sup>40</sup>   | 284                 | 207                 | 140                 | 759               |
| Market Rasen             | 90                  | 99                  | 77                  | 57                  | 323               |
| Middle Rasen             | 8                   | 7                   | 5                   | 4                   | 24                |
| Caistor                  | 10                  | 12                  | 22                  | 3                   | 47                |
| <b>Town Total</b>        | <b>236</b>          | <b>402</b>          | <b>311</b>          | <b>204</b>          | <b>1153</b>       |
| Aisthorpe                | -                   | -                   | -                   | -                   | 0                 |
| Apley                    | -                   | -                   | -                   | -                   | 0                 |
| Bardney                  | 4                   | 54                  | 65                  | 35                  | 158               |
| Barlings                 | -                   | -                   | -                   | 2                   | 2                 |
| Brattleby                | -                   | -                   | -                   | -                   | 0                 |
| Broadholme               | 2                   | -                   | 1                   | -                   | 3                 |
| Broxholme                | -                   | -                   | -                   | -                   | 0                 |
| Bullington               | -                   | -                   | -                   | -                   | 0                 |
| Burton                   | -                   | -                   | -                   | -                   | 0                 |

<sup>40</sup> Completions Example: In 2006-2007, in Gainsborough, 128 dwellings were completed.

| <b>West Lindsey Settlements</b> | <b>Completions 2006/07</b> | <b>Completions 2007/08</b> | <b>Completions 2008/09</b> | <b>Completions 2009/10</b> | <b>Total Completions</b> |
|---------------------------------|----------------------------|----------------------------|----------------------------|----------------------------|--------------------------|
| Burton Waters                   | 33                         | 18                         | 14                         | 11                         | 76                       |
| Cammeringham                    | 1                          | -                          | -                          | -                          | 1                        |
| Cherry Willingham               | 170                        | 7                          | 9                          | 18                         | 204                      |
| Cold Hanworth                   | -                          | -                          | -                          | -                          | 0                        |
| Dunholme                        | 12                         | 1                          | 7                          | 4                          | 24                       |
| Faldingworth                    | 1                          | 1                          | 2                          | 1                          | 5                        |
| Fillingham                      | 8                          | -                          | -                          | -                          | 8                        |
| Fiskerton                       | 2                          | 5                          | -                          | 1                          | 8                        |
| Friesthorpe                     | -                          | -                          | -                          | 1                          | 1                        |
| Fulnetby                        | -                          | -                          | -                          | -                          | 0                        |
| Glentworth                      | 13                         | -                          | -                          | -                          | 13                       |
| Goltho                          | -                          | -                          | 2                          | -                          | 2                        |
| Grange-de-Lings                 | -                          | -                          | -                          | -                          | 0                        |
| Hackthorn                       | -                          | -                          | -                          | -                          | 0                        |
| Hawthorn Avenue                 | 43                         | -                          | 3                          | -                          | 46                       |

| West Lindsey Settlements     | Completions 2006/07 | Completions 2007/08 | Completions 2008/09 | Completions 2009/10 | Total Completions |
|------------------------------|---------------------|---------------------|---------------------|---------------------|-------------------|
| Holton-cum-Beckering         | -                   | -                   | 1                   | 1                   | 2                 |
| Ingham                       | 6                   | 1                   | -                   | -                   | 7                 |
| Ingleby                      | -                   | -                   | -                   | -                   | 0                 |
| Kingthorpe                   | -                   | -                   | -                   | -                   | 0                 |
| Langworth                    | -                   | -                   | 2                   | -                   | 2                 |
| Lincoln Fringe (N Greetwell) | 14                  | 14                  | -                   | 3                   | 31                |
| Lincoln Fringe (Nettleham)   | -                   | -                   | -                   | -                   | 0                 |
| Lincoln Fringe (Riseholme)   | -                   | -                   | -                   | -                   | 0                 |
| Nettleham                    | 6                   | -                   | 1                   | 1                   | 8                 |
| Newball                      | -                   | -                   | -                   | -                   | 0                 |
| New Toft                     | -                   | -                   | -                   | -                   | 0                 |
| Newton-by-Toft               | -                   | -                   | -                   | -                   | 0                 |
| North Carlton                | -                   | -                   | 1                   | 5                   | 6                 |
| North Greetwell              | 5                   | -                   | 1                   | -                   | 6                 |
| Odder                        | -                   | -                   | -                   | -                   | 0                 |



| West Lindsey Settlements | Completions 2006/07 | Completions 2007/08 | Completions 2008/09 | Completions 2009/10 | Total Completions |
|--------------------------|---------------------|---------------------|---------------------|---------------------|-------------------|
| Rand                     | -                   | -                   | -                   | -                   | 0                 |
| Reasby                   | -                   | -                   | -                   | -                   | 0                 |
| Reepham                  | 1                   | 1                   | 3                   | 2                   | 7                 |
| Riseholme                | -                   | -                   | -                   | -                   | 0                 |
| Saxilby                  | 18                  | -                   | 4                   | 3                   | 25                |
| Scampton                 | 2                   | -                   | 1                   | 1                   | 4                 |
| Scothern                 | -                   | -                   | 3                   | -                   | 3                 |
| Snarford                 | -                   | -                   | -                   | -                   | 0                 |
| Snelland                 | -                   | -                   | -                   | -                   | 0                 |
| South Carlton            | -                   | -                   | -                   | -                   | 0                 |
| Southrey                 | 1                   | 1                   | 1                   | -                   | 3                 |
| Spridlington             | 2                   | -                   | -                   | -                   | 2                 |
| Stainfield               | -                   | -                   | 1                   | 1                   | 2                 |
| Stainton-by-Langworth    | -                   | -                   | -                   | -                   | 0                 |
| Sudbrooke                | 1                   | 1                   | 3                   | 2                   | 7                 |

| West Lindsey Settlements         | Completions 2006/07 | Completions 2007/08 | Completions 2008/09 | Completions 2009/10 | Total Completions |
|----------------------------------|---------------------|---------------------|---------------------|---------------------|-------------------|
| Thorpe-le-Fallows                | -                   | -                   | -                   | -                   | 0                 |
| Toft-next-Newton                 | -                   | -                   | 1                   | -                   | 1                 |
| Welton                           | 9                   | 5                   | 2                   | 29                  | 45                |
| Wickenby                         | -                   | -                   | -                   | -                   | 0                 |
| <b>Lincoln Policy Area Total</b> | <b>354</b>          | <b>109</b>          | <b>128</b>          | <b>121</b>          | <b>712</b>        |
| Aisby                            | 2                   | -                   | -                   | -                   | 2                 |
| Atterby                          | -                   | -                   | -                   | 1                   | 1                 |
| Bigby                            | 3                   | 2                   | 1                   | -                   | 6                 |
| Bishop Bridge                    | -                   | -                   | -                   | -                   | 0                 |
| Bishop Norton                    | 1                   | 27                  | 8                   | 3                   | 39                |
| Bleasby Moor                     | 2                   | -                   | -                   | -                   | 2                 |
| Blyborough                       | -                   | -                   | -                   | -                   | 0                 |
| Blyton                           | 27                  | 4                   | 1                   | -                   | 32                |
| Brampton                         | -                   | -                   | 1                   | 1                   | 2                 |
| Bransby                          | -                   | -                   | -                   | -                   | 0                 |

| West Lindsey Settlements | Completions 2006/07 | Completions 2007/08 | Completions 2008/09 | Completions 2009/10 | Total Completions |
|--------------------------|---------------------|---------------------|---------------------|---------------------|-------------------|
| Brocklesby               | -                   | -                   | -                   | -                   | 0                 |
| Brookenby                | 2                   | -                   | -                   | -                   | 2                 |
| Buslingthorpe            | 1                   | -                   | -                   | -                   | 1                 |
| Caenby                   | 1                   | -                   | -                   | -                   | 1                 |
| Cabourne                 | -                   | -                   | -                   | -                   | 0                 |
| Claxby                   | -                   | -                   | -                   | -                   | 0                 |
| Clixby                   | -                   | -                   | -                   | -                   | 0                 |
| Coates                   | -                   | -                   | -                   | -                   | 0                 |
| Corringham               | 23                  | 6                   | 1                   | 1                   | 31                |
| Cuxwold                  | -                   | -                   | -                   | -                   | 0                 |
| East Ferry               | -                   | -                   | -                   | -                   | 0                 |
| East Firsby              | -                   | -                   | -                   | -                   | 0                 |
| East Stockwith           | 2                   | -                   | 1                   | 1                   | 4                 |
| Fenton                   | 4                   | 2                   | 5                   | -                   | 11                |
| Gate Burton              | -                   | -                   | -                   | -                   | 0                 |

| West Lindsey Settlements | Completions 2006/07 | Completions 2007/08 | Completions 2008/09 | Completions 2009/10 | Total Completions |
|--------------------------|---------------------|---------------------|---------------------|---------------------|-------------------|
| Glentham                 | 13                  | -                   | 1                   | 1                   | 15                |
| Grasby                   | 10                  | 1                   | -                   | -                   | 11                |
| Grayingham               | 3                   | -                   | -                   | -                   | 3                 |
| Great Limber             | 4                   | -                   | 1                   | -                   | 5                 |
| Hardwick                 | 1                   | -                   | 1                   | -                   | 2                 |
| Harpwell                 | -                   | -                   | 1                   | -                   | 1                 |
| Heapham                  | -                   | -                   | -                   | -                   | 0                 |
| Hemswell                 | 1                   | 1                   | -                   | 1                   | 3                 |
| Hemswell Cliff           | 1                   | -                   | -                   | -                   | 1                 |
| Holton-le-Moor           | -                   | -                   | -                   | -                   | 0                 |
| Keelby                   | -                   | -                   | -                   | 1                   | 1                 |
| Kettlethorpe             | -                   | -                   | -                   | -                   | 0                 |
| Kexby                    | 2                   | -                   | -                   | 2                   | 4                 |
| Kingerby                 | -                   | -                   | -                   | -                   | 0                 |
| Kirkby                   | 4                   | -                   | -                   | -                   | 4                 |

| West Lindsey Settlements | Completions 2006/07 | Completions 2007/08 | Completions 2008/09 | Completions 2009/10 | Total Completions |
|--------------------------|---------------------|---------------------|---------------------|---------------------|-------------------|
| Kirmond-le-Mire          | -                   | -                   | -                   | -                   | 0                 |
| Knaith                   | 4                   | -                   | 1                   | 1                   | 6                 |
| Knaith Park              | 4                   | -                   | -                   | -                   | 4                 |
| Laughterton              | 1                   | 3                   | 1                   | -                   | 5                 |
| Laughton                 | 2                   | 5                   | 1                   | -                   | 8                 |
| Lea                      | -                   | -                   | -                   | 2                   | 2                 |
| Legsby                   | 3                   | -                   | -                   | 1                   | 4                 |
| Linwood                  | -                   | -                   | -                   | -                   | 0                 |
| Lissington               | -                   | -                   | -                   | -                   | 0                 |
| Marton                   | 5                   | -                   | -                   | -                   | 5                 |
| Moortown                 | -                   | -                   | -                   | -                   | 0                 |
| Morton                   | 10                  | -                   | 9                   | 8                   | 27                |
| Nettleton                | 2                   | 8                   | -                   | 1                   | 11                |
| Newton-on-Trent          | 4                   | -                   | 1                   | 2                   | 7                 |
| Normanby-by-Stow         | -                   | -                   | -                   | -                   | 0                 |

| West Lindsey Settlements | Completions 2006/07 | Completions 2007/08 | Completions 2008/09 | Completions 2009/10 | Total Completions |
|--------------------------|---------------------|---------------------|---------------------|---------------------|-------------------|
| Normanby-by-Spital       | 4                   | -                   | 2                   | -                   | 6                 |
| Normanby-le-Wold         | -                   | -                   | -                   | -                   | 0                 |
| North Kelsey             | 1                   | 2                   | 1                   | 1                   | 5                 |
| Moor                     | -                   | -                   | -                   | -                   | 0                 |
| Northorpe                | -                   | -                   | -                   | -                   | 0                 |
| North Owersby            | -                   | -                   | 1                   | -                   | 1                 |
| North Willingham         | 1                   | -                   | -                   | -                   | 1                 |
| Osgodby                  | 4                   | 1                   | 3                   | 1                   | 9                 |
| Owmbly                   | -                   | -                   | -                   | -                   | 0                 |
| Owmbly-by-Spital         | 1                   | -                   | 1                   | -                   | 2                 |
| Pilham                   | -                   | -                   | -                   | -                   | 0                 |
| Riby                     | -                   | -                   | -                   | -                   | 0                 |
| Rothwell                 | -                   | -                   | -                   | -                   | 0                 |
| Saxby                    | -                   | -                   | -                   | -                   | 0                 |
| Scotter                  | 68                  | 50                  | 8                   | 13                  | 139               |

| West Lindsey Settlements | Completions 2006/07 | Completions 2007/08 | Completions 2008/09 | Completions 2009/10 | Total Completions |
|--------------------------|---------------------|---------------------|---------------------|---------------------|-------------------|
| Scotterthorpe            | 2                   | -                   | 1                   | -                   | 3                 |
| Scotton                  | 17                  | 21                  | 1                   | 1                   | 40                |
| Searby                   | 4                   | -                   | -                   | -                   | 4                 |
| Sixhills                 | -                   | -                   | -                   | -                   | 0                 |
| Snitterby                | -                   | -                   | 2                   | 6                   | 8                 |
| Somerby                  | -                   | -                   | -                   | -                   | 0                 |
| South Owersby            | -                   | -                   | -                   | -                   | 0                 |
| South Kelsey             | 7                   | 6                   | 2                   | 1                   | 16                |
| Springthorpe             | -                   | -                   | 2                   | -                   | 2                 |
| Spital in the Street     | -                   | -                   | -                   | -                   | 0                 |
| Stainton-le-Vale         | -                   | -                   | -                   | -                   | 0                 |
| Stow                     | -                   | 1                   | -                   | -                   | 1                 |
| Stow Park                | -                   | -                   | -                   | -                   | 0                 |
| Sturgate                 | -                   | -                   | -                   | -                   | 0                 |
| Sturton-by-Stow          | 6                   | 1                   | 1                   | 1                   | 9                 |

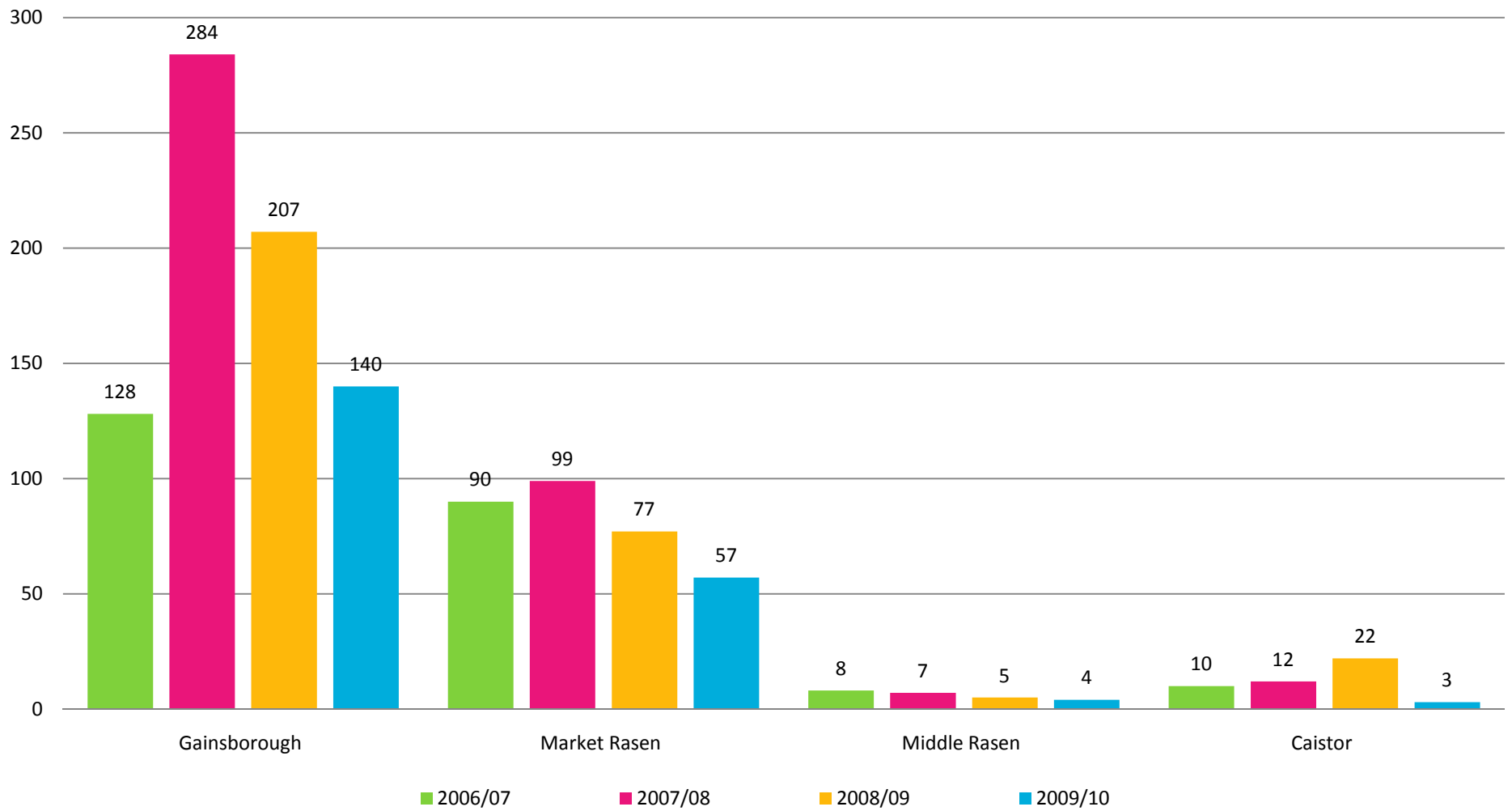
| West Lindsey Settlements | Completions 2006/07 | Completions 2007/08 | Completions 2008/09 | Completions 2009/10 | Total Completions |
|--------------------------|---------------------|---------------------|---------------------|---------------------|-------------------|
| Susworth                 | -                   | 1                   | -                   | -                   | 1                 |
| Swallow                  | -                   | 7                   | 1                   | 1                   | 9                 |
| Swinhope                 | -                   | -                   | -                   | -                   | 0                 |
| Tealby                   | -                   | -                   | -                   | -                   | 0                 |
| Thonock                  | -                   | -                   | -                   | -                   | 0                 |
| Thoresway                | -                   | -                   | -                   | -                   | 0                 |
| Thorganby                | -                   | -                   | -                   | -                   | 0                 |
| Thornton-le-Moor         | -                   | -                   | -                   | -                   | 0                 |
| Torksey                  | 1                   | 2                   | 1                   | 5                   | 9                 |
| Torksey Lock             | -                   | -                   | -                   | -                   | 0                 |
| Upton                    | 4                   | -                   | 1                   | -                   | 5                 |
| Usselby                  | -                   | -                   | -                   | -                   | 0                 |
| Waddingham               | 12                  | -                   | 3                   | 1                   | 16                |
| Walesby                  | -                   | 1                   | -                   | -                   | 1                 |
| Walkerith                | -                   | -                   | 1                   | -                   | 1                 |



| West Lindsey Settlements      | Completions 2006/07 | Completions 2007/08 | Completions 2008/09 | Completions 2009/10 | Total Completions |
|-------------------------------|---------------------|---------------------|---------------------|---------------------|-------------------|
| West Firsby                   | -                   | -                   | -                   | -                   | 0                 |
| West Rasen                    | -                   | -                   | -                   | -                   | 0                 |
| Wildsworth                    | 2                   | 1                   | -                   | -                   | 3                 |
| Willingham-by-Stow            | 4                   | 4                   | -                   | -                   | 8                 |
| Willoughton                   | 3                   | -                   | -                   | -                   | 3                 |
| Yawthorpe                     | -                   | -                   | -                   | -                   | 0                 |
| <b>Rural Total</b>            | <b>283</b>          | <b>157</b>          | <b>67</b>           | <b>58</b>           | <b>565</b>        |
| <b>District Overall Total</b> | <b>873</b>          | <b>668</b>          | <b>506</b>          | <b>383</b>          | <b>2430</b>       |

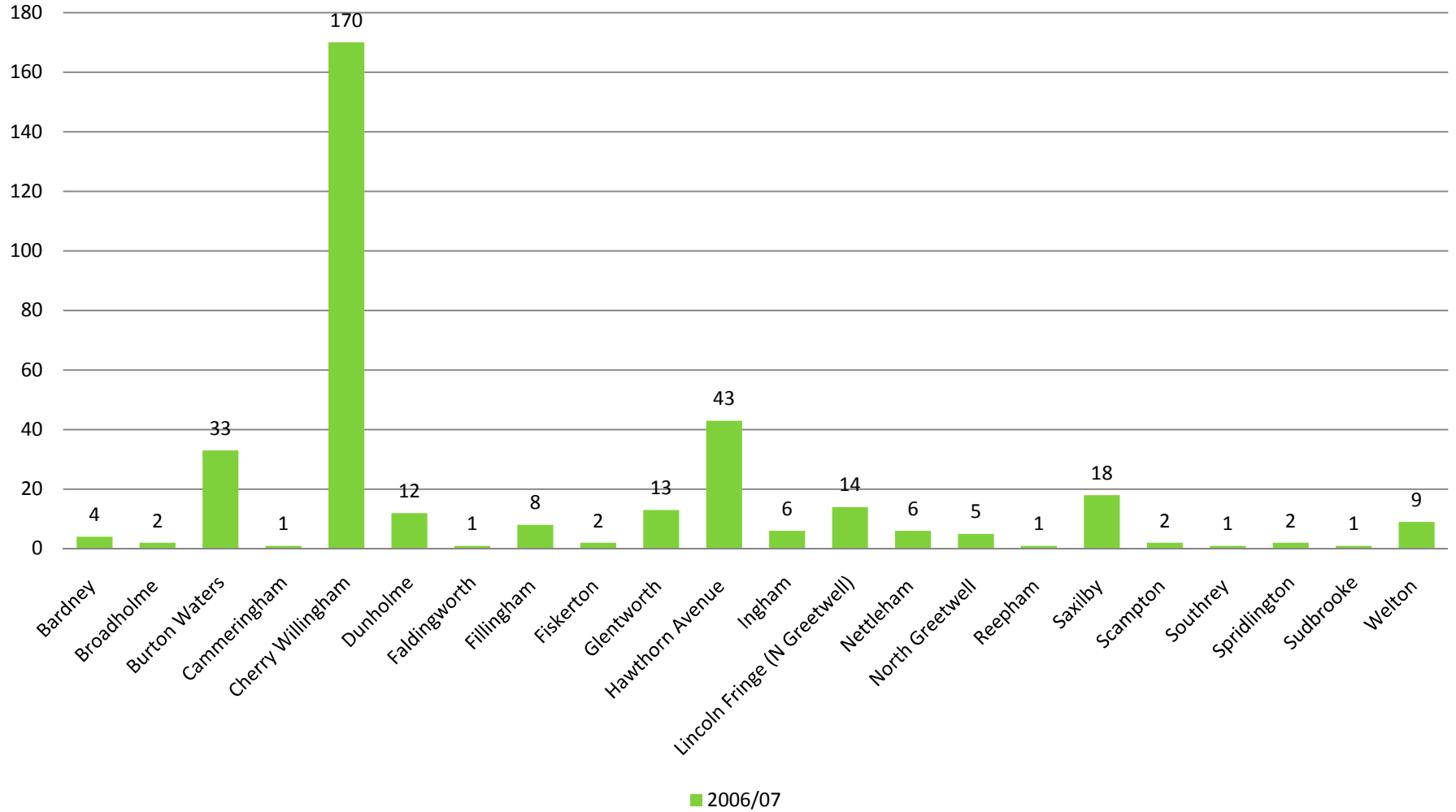
# Central Lincolnshire Joint Strategic Planning Committee

## West Lindsey Completions 2006 - 2010 Main Towns



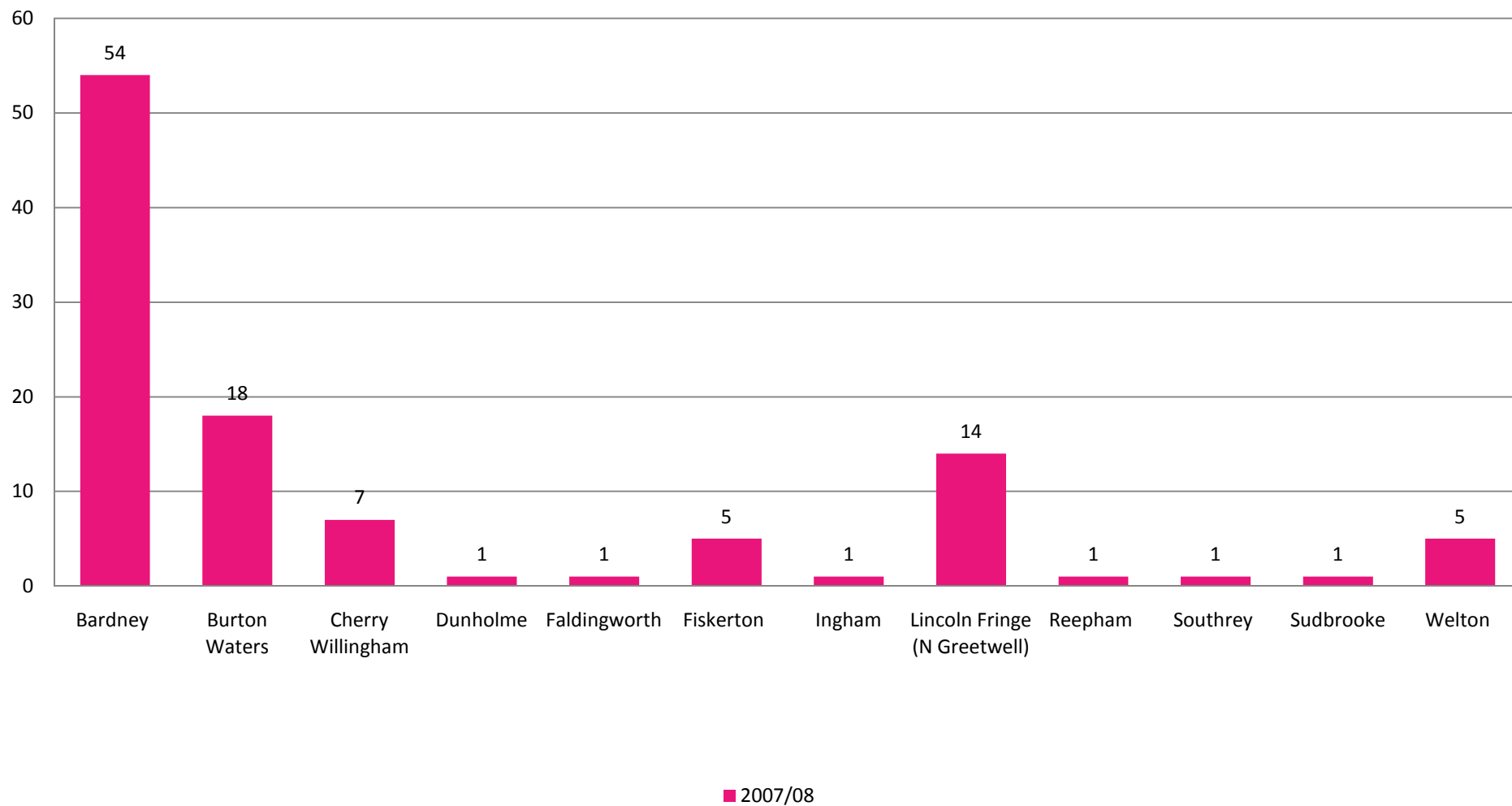
# West Lindsey LPA Completions (by Settlement) 2006/07

(GRAPH DOES NOT INCLUDE SETTLEMENTS THAT HAVE HAD NO COMPLETIONS)



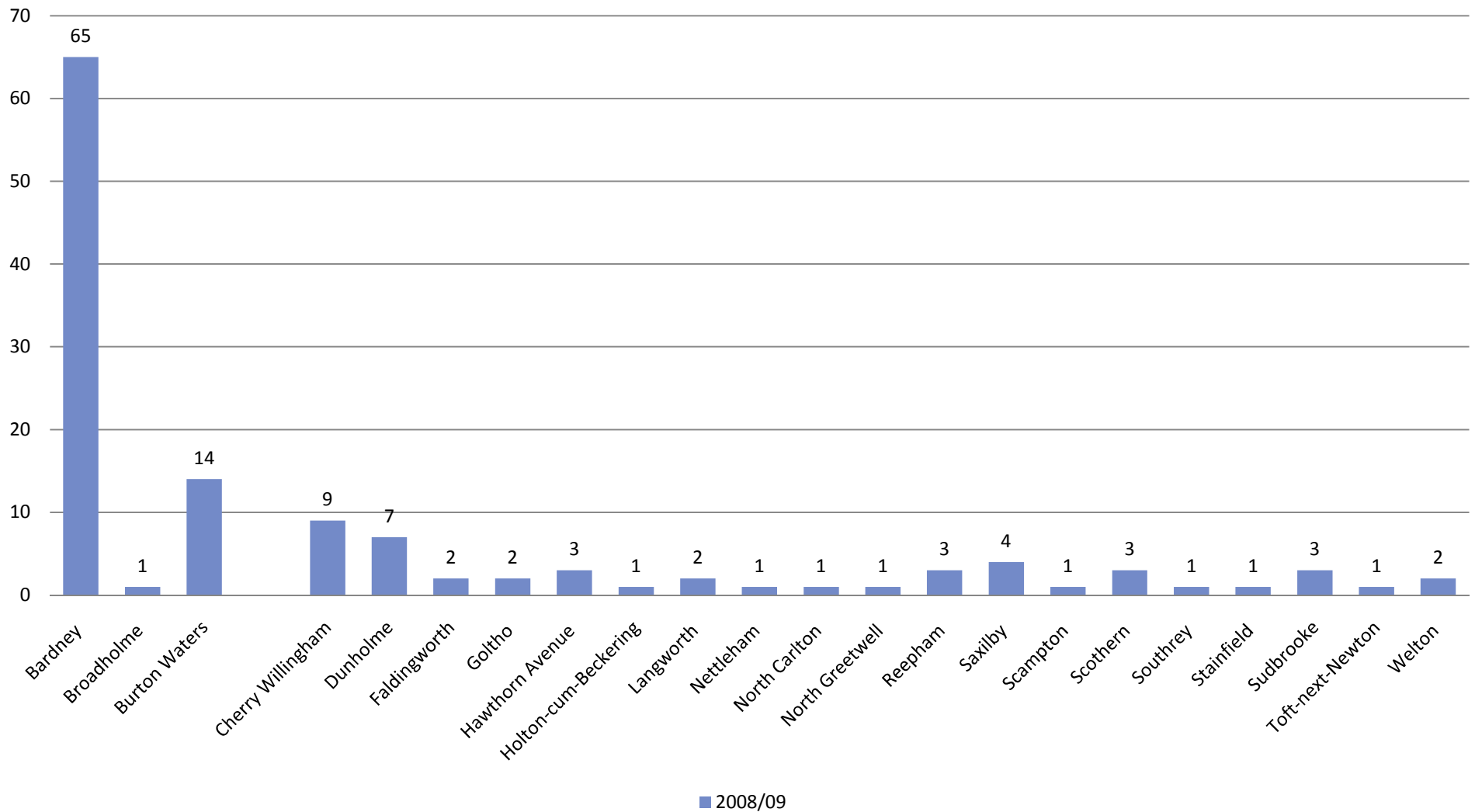
## West Lindsey LPA Completions (by Settlement) 2007/08

(GRAPH DOES NOT INCLUDE SETTLEMENTS THAT HAVE HAD NO COMPLETIONS)



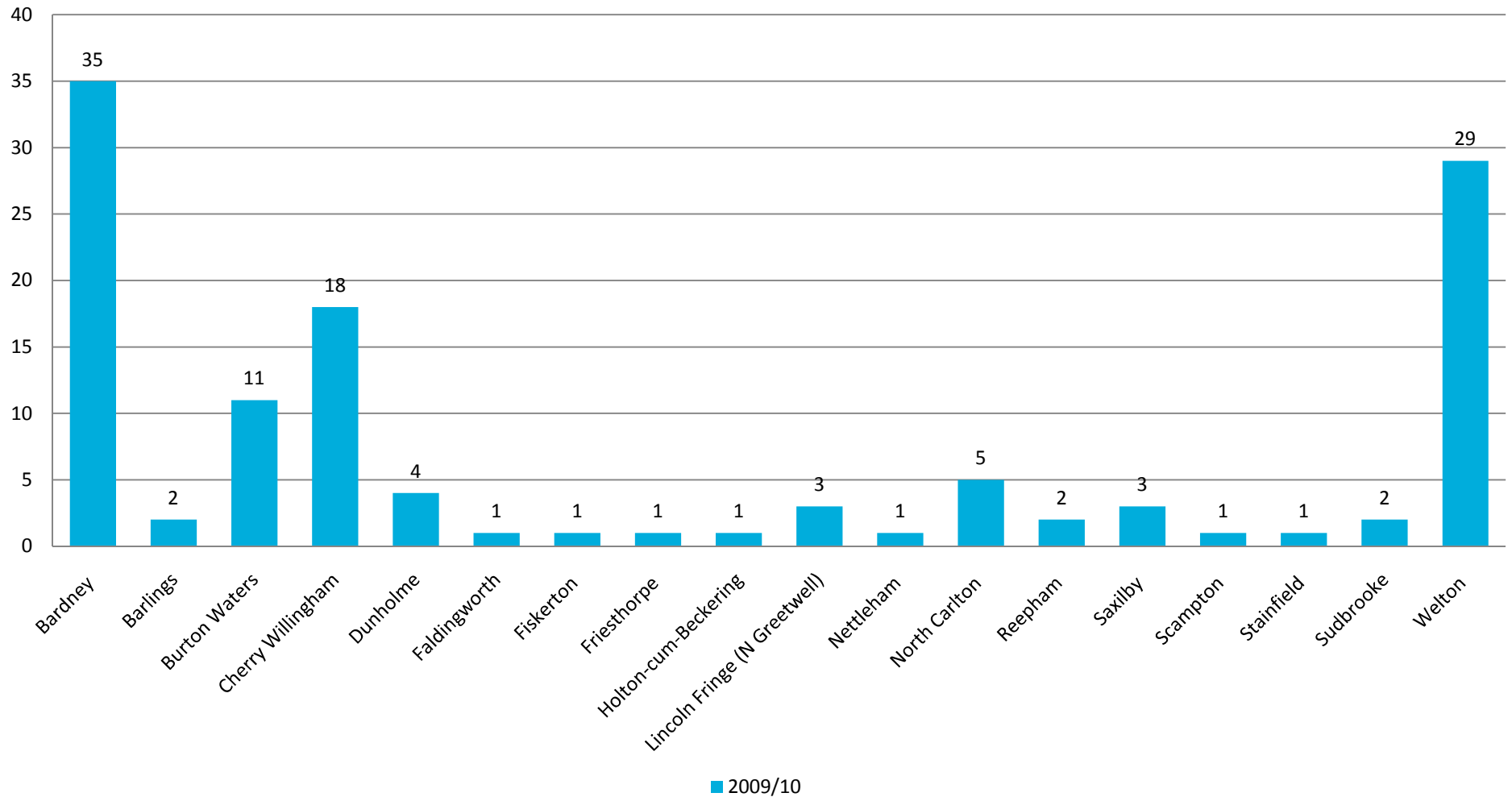
## West Lindsey LPA Completions (by Settlement) 2008/09

(GRAPH DOES NOT INCLUDE SETTLEMENTS THAT HAVE HAD NO COMPLETIONS)



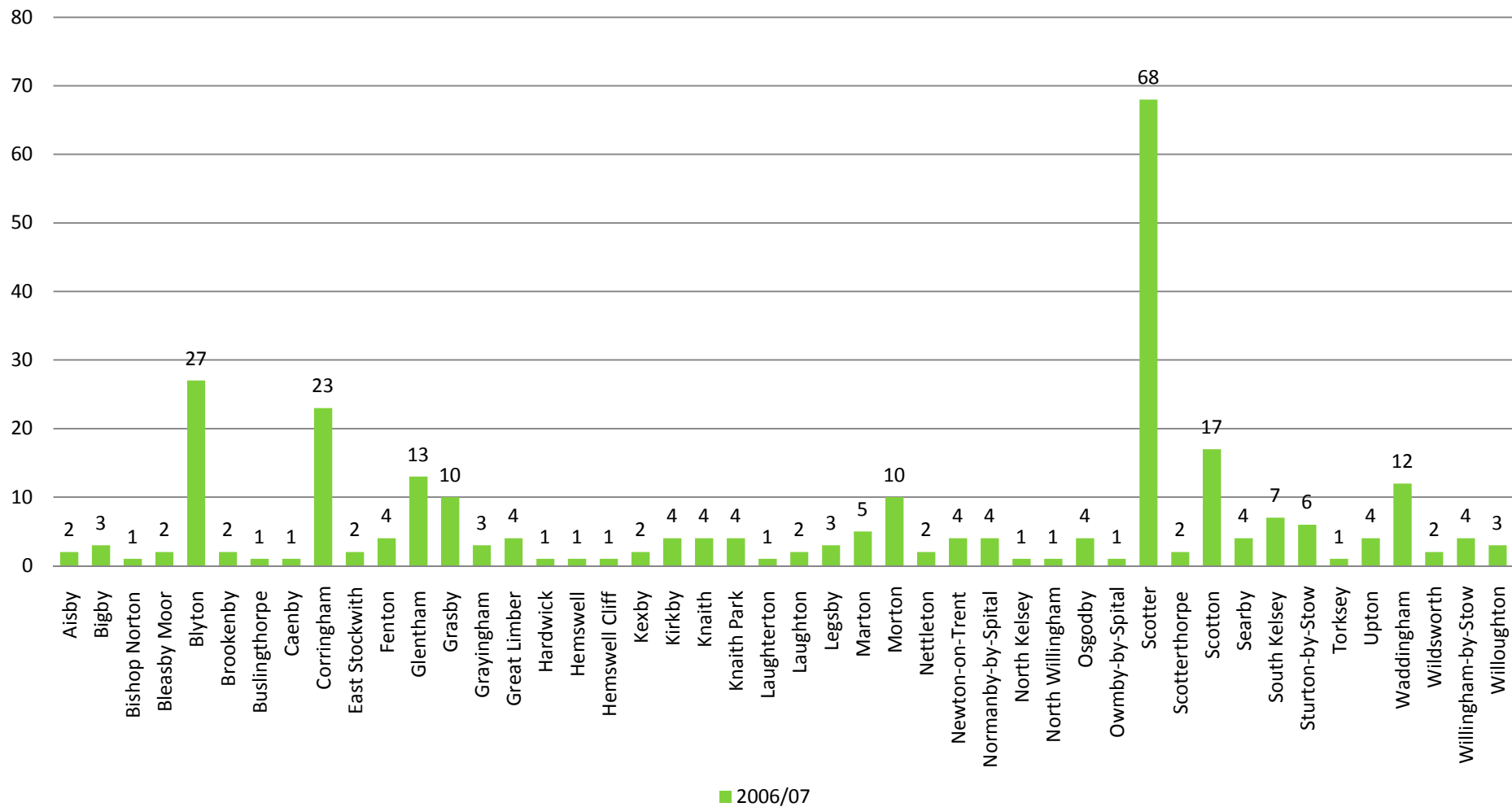
## West Lindsey LPA Completions (by Settlement) 2009/10

(GRAPH DOES NOT INCLUDE SETTLEMENTS THAT HAVE HAD NO COMPLETIONS)



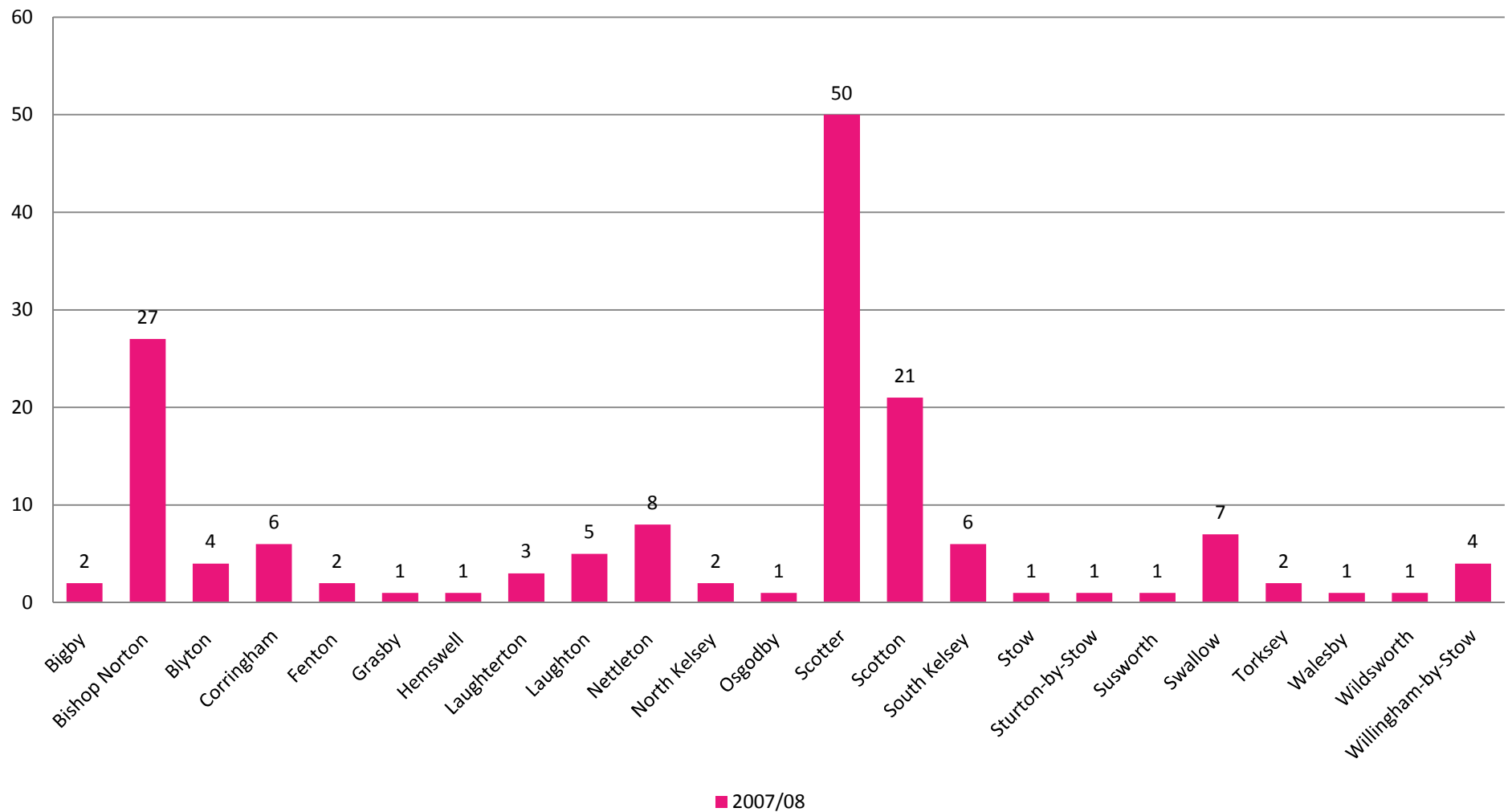
## West Lindsey Rural Completions (by Settlement) 2006/07

(GRAPH DOES NOT INCLUDE SETTLEMENTS THAT HAVE HAD NO COMPLETIONS)



## West Lindsey Rural Completions (by Settlement) 2007/08

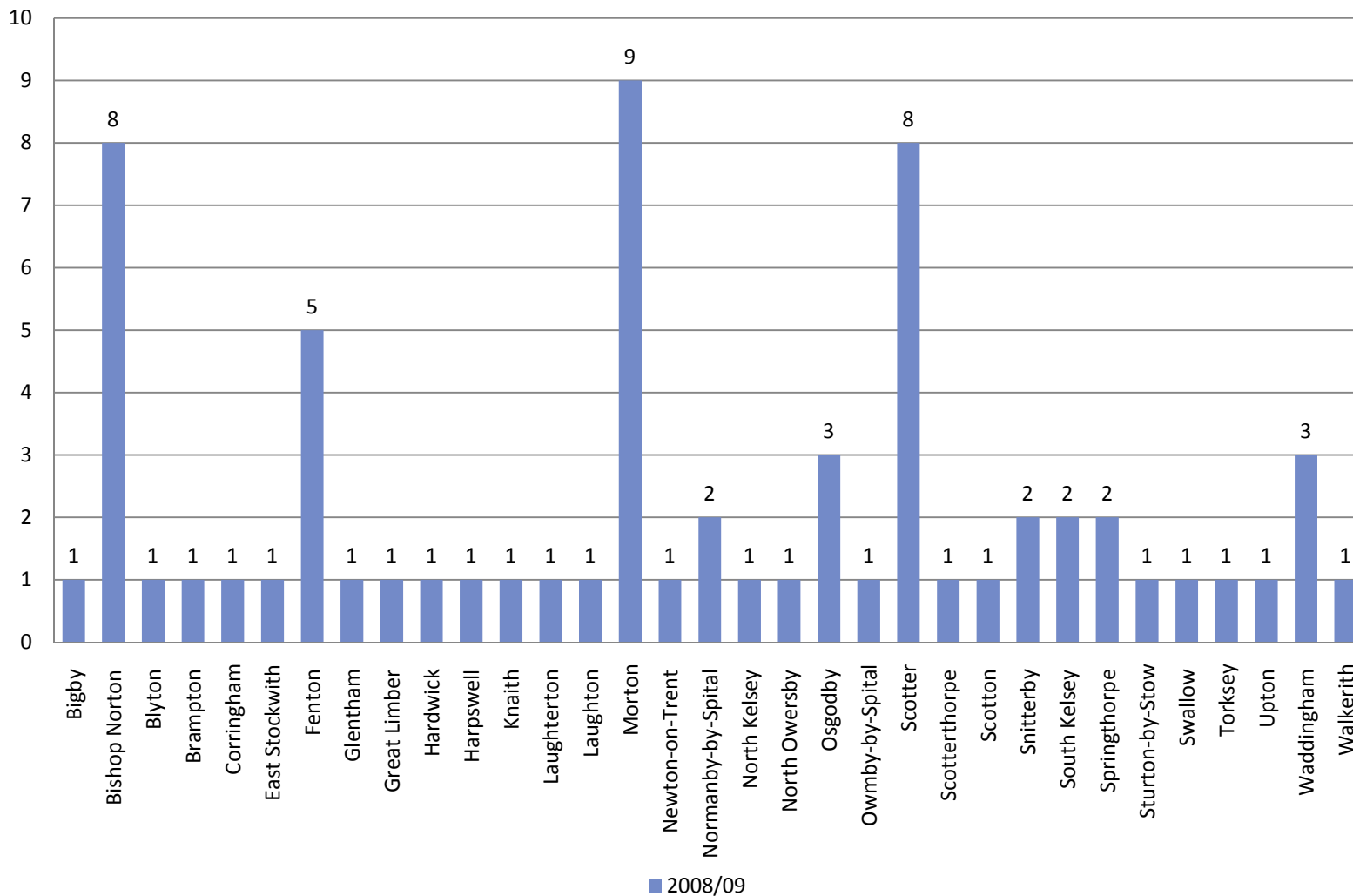
(GRAPH DOES NOT INCLUDE SETTLEMENTS THAT HAVE HAD NO COMPLETIONS)





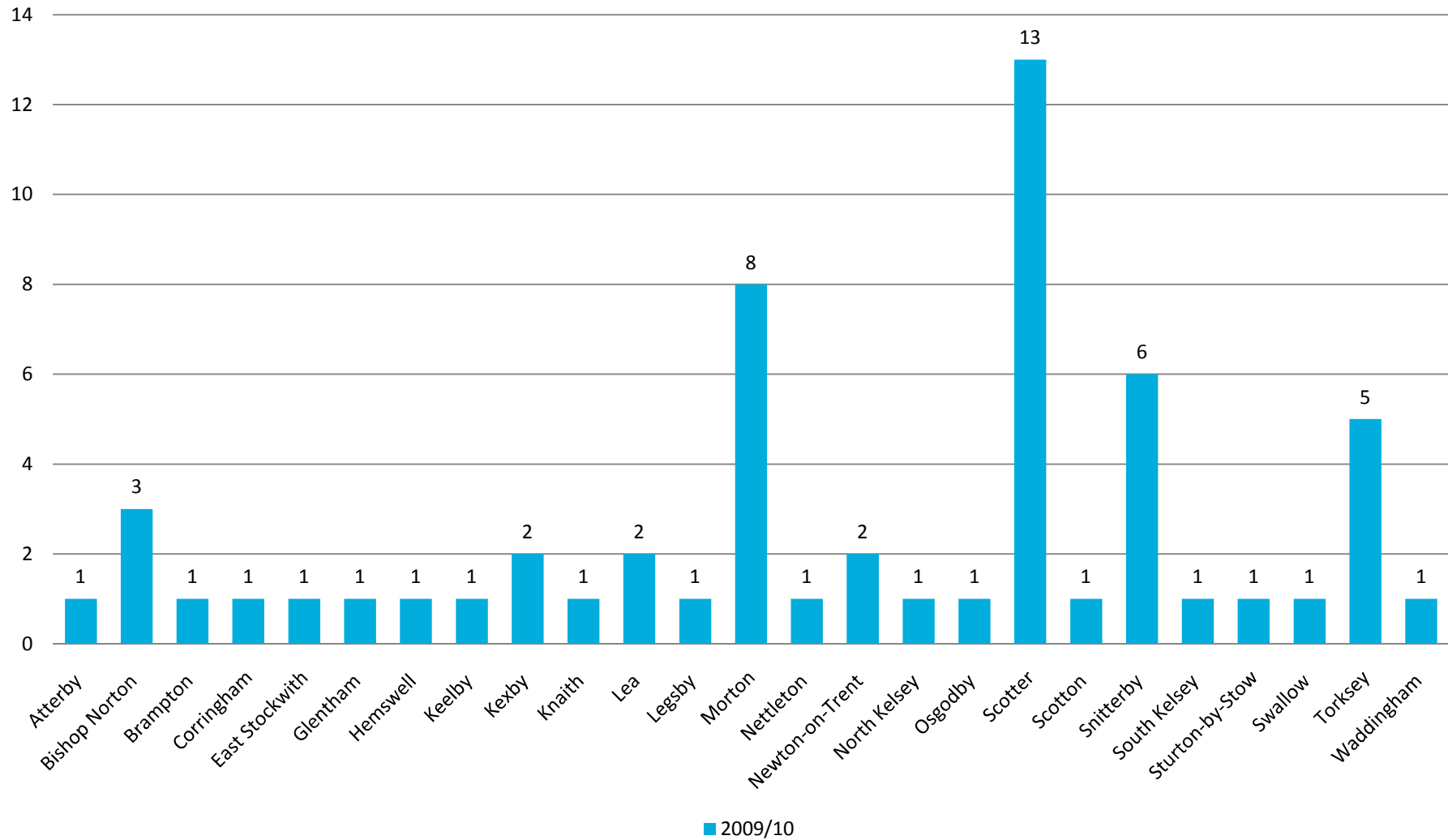
## West Lindsey Rural Completions (by Settlement) 2008/09

(GRAPH DOES NOT INCLUDE SETTLEMENTS THAT HAVE HAD NO COMPLETIONS)



## West Lindsey Rural Completions (by Settlement) 2009/10

(GRAPH DOES NOT INCLUDE SETTLEMENTS THAT HAVE HAD NO COMPLETIONS)





# Central Lincolnshire Trend Analysis

---

A Combined analysis of all Permissions and Completions data: from North Kesteven, West Lindsey and City of Lincoln.

Central Lincolnshire  
Joint Strategic Planning Committee

## Central Lincolnshire Completions 2006-2010 (by Settlement/Parish or Ward) Overview

| Local Authority ward/Parish and Settlement | Completions 06-07 | Completions 07-08 | Completions 08-09 | Completions 09-10 | Totals     |
|--|-------------------|-------------------|-------------------|-------------------|------------|
| <b>Lincoln City</b>                        |                   |                   |                   |                   |            |
| Abbey                                      | 56 <sup>41</sup>  | 129               | 113               | 117               | <b>415</b> |
| Birchwood                                  | 44                | 54                | 40                | 54                | <b>192</b> |
| Boultham                                   | 96                | 23                | 2                 | 1                 | <b>122</b> |
| Bracebridge                                | 1                 |                   | 3                 | –                 | <b>4</b>   |
| Carholme                                   | 240               | 84                | 23                | 92                | <b>439</b> |
| Castle                                     | 7                 | 19                | 34                | 8                 | <b>68</b>  |
| Glebe                                      | –                 | –                 | –                 | 4                 | <b>4</b>   |
| Hartsholme                                 | –                 | –                 | 1                 | 4                 | <b>5</b>   |
| Minster                                    | 22                | 40                | 17                | 31                | <b>110</b> |
| Moorland                                   | 2                 | 1                 | 6                 | 2                 | <b>11</b>  |
| Park                                       | 61                | 41                | 38                | 6                 | <b>146</b> |
| <b>North Kesteven</b>                      |                   |                   |                   |                   |            |
| Anwick                                     | 2                 | –                 | –                 | –                 | <b>2</b>   |

<sup>41</sup> Completions: "In 2006-2007 in Lincoln's Abbey ward, 56 dwellings were completed".

| Local Authority ward/Parish and Settlement | Completions 06-07 | Completions 07-08 | Completions 08-09 | Completions 09-10 | Totals |
|--|-------------------|-------------------|-------------------|-------------------|--------|
|  |                   |                   |                   |                   |        |
| Asgarby and Howell                         | 2                 | -                 | 1                 | -                 | 3      |
| Ashby de la Launde and Boxholm             | -                 | 19                | 1                 | -                 | 20     |
| Aswarby and Swarby                         | -                 | 1                 | -                 | 1                 | 2      |
| Aurbourn and Haddington                    | -                 | 1                 | -                 | 3                 | 2      |
| Aunsby and Dembleby                        | -                 | 1                 | 1                 | -                 | 2      |
| Bassingham                                 | 28                | 7                 | 11                | 17                | 63     |
| Beckingham                                 | -                 | 5                 | -                 | 1                 | 6      |
| Billinghay                                 | 16                | 9                 | 3                 | 2                 | 30     |
| Blankney                                   | -                 | 2                 | -                 | -                 | 2      |
| Bracebridge Heath                          | 6                 | 5                 | 1                 | 3                 | 15     |
| Branston and Mere                          | 6                 | 8                 | 19                | 15                | 48     |
| Brant Broughton and Stragglethorpe         | 6                 | 2                 | 8                 | -                 | 16     |
| Burton Pedwardine                          | -                 | -                 | 1                 | -                 | 1      |
| Canwick                                    | -                 | -                 | 1                 | -                 | 1      |

| Local Authority ward/Parish and Settlement | Completions 06-07 | Completions 07-08 | Completions 08-09 | Completions 09-10 | Totals |
|--|-------------------|-------------------|-------------------|-------------------|--------|
| Carlton Le Moorland                        | 12                | -                 | 4                 | 2                 | 18     |
| Coleby                                     | -                 | 2                 | -                 | -                 | 2      |
| Cranwell and Byard's Leap                  | 2                 | 2                 | 2                 | 16                | 22     |
| Culverthorpe and Kelby                     | 2                 | -                 | -                 | 1                 | 3      |
| Digby                                      | -                 | 1                 | 3                 | 7                 | 11     |
| Doddington and Whisby                      | 3                 | 2                 | 4                 | 2                 | 11     |
| Dogdyke                                    | -                 | -                 | -                 | 1                 | 1      |
| Dorrington                                 | -                 | -                 | 1                 | -                 | 1      |
| Dunston                                    | 10                | 3                 | 2                 | -                 | 15     |
| Eagle and Swinethorpe                      | 4                 | 5                 | 3                 | 3                 | 15     |
| Ewerby and Evedon                          | -                 | 4                 | 2                 | -                 | 6      |
| Great Hale                                 | 18                | 4                 | 4                 | -                 | 26     |
| Harmston                                   | 3                 | 2                 | -                 | -                 | 5      |
| Heckington                                 | 12                | 9                 | 1                 | 3                 | 25     |
| Heighington                                | 3                 | 3                 | 1                 | 4                 | 11     |

| Local Authority ward/Parish and Settlement | Completions 06-07 | Completions 07-08 | Completions 08-09 | Completions 09-10 | Totals |
|--|-------------------|-------------------|-------------------|-------------------|--------|
| Helpringham                                | 4                 | 5                 | 5                 | 3                 | 17     |
| Kirkby La Thorpe                           | -                 | -                 | 1                 | 1                 | 2      |
| Leadenham                                  | -                 | -                 | 2                 | 2                 | 4      |
| Leasingham                                 | -                 | 1                 | 1                 | -                 | 2      |
| Little Hale                                | 2                 | 1                 | -                 | 2                 | 5      |
| Martin                                     | 2                 | 3                 | -                 | 1                 | 6      |
| Metheringham                               | 5                 | 2                 | 5                 | 7                 | 19     |
| Navenby                                    | 26                | 37                | 25                | 8                 | 96     |
| Newton and Haceby                          | -                 | 2                 | -                 | -                 | 2      |
| Nocton                                     | -                 | 27                | 12                | 5                 | 44     |
| North Hykeham                              | 122               | 183               | 154               | 216               | 675    |
| North Kyme                                 | -                 | -                 | -                 | -                 | 0      |
| North Rauceby                              | 4                 | 1                 | -                 | -                 | 5      |
| North Scarle                               | 4                 | 1                 | 2                 | 7                 | 14     |
| Norton Disney                              | -                 | 1                 | -                 | 1                 | 2      |

| Local Authority ward/Parish and Settlement | Completions 06-07 | Completions 07-08 | Completions 08-09 | Completions 09-10 | Totals |
|--|-------------------|-------------------|-------------------|-------------------|--------|
| Osournby                                   | 1                 | 5                 | -                 | -                 | 6      |
| Potterhanworth                             | 4                 | 5                 | 3                 | 3                 | 15     |
| Rowston                                    | 4                 | 2                 | -                 | -                 | 6      |
| Ruskington                                 | 35                | 42                | 3                 | 6                 | 86     |
| Scopwick                                   | -                 | 3                 | 8                 | -                 | 11     |
| Scredington                                | -                 | 1                 | -                 | -                 | 1      |
| Silk Willoughby                            | 1                 | 3                 | 1                 | -                 | 5      |
| Skellingthorpe                             | 7                 | 13                | 5                 | 5                 | 30     |
| Sleaford                                   | 87                | 89                | 92                | 61                | 329    |
| South Hykeham                              | 5                 | 4                 | 2                 | 27                | 38     |
| South Kyme                                 | -                 | 1                 | -                 | -                 | 1      |
| South Rauceby                              | -                 | 11                | -                 | 12                | 23     |
| Stapleford                                 | 1                 | 1                 | 1                 | -                 | 3      |
| Swaton                                     | 1                 | 1                 | -                 | -                 | 2      |
| Swinderby                                  | -                 | 2                 | 5                 | -                 | 7      |



| Local Authority ward/Parish and Settlement | Completions 06-07 | Completions 07-08 | Completions 08-09 | Completions 09-10 | Totals |
|--|-------------------|-------------------|-------------------|-------------------|--------|
| Thorpe on the Hill                         | 1                 | -                 | 1                 | 1                 | 3      |
| Threekingham                               | -                 | -                 | 10                | 1                 | 11     |
| Timberland                                 | 3                 | 2                 | 2                 | 2                 | 9      |
| Waddington                                 | 3                 | 1                 | 3                 | 29                | 36     |
| Walcot                                     | -                 | -                 | -                 | -                 | 0      |
| Walcott                                    | 2                 | 2                 | 1                 | -                 | 4      |
| Washingborough                             | 23                | 5                 | 1                 | 0                 | 29     |
| Welbourn                                   | -                 | 6                 | 6                 | 2                 | 14     |
| Wellingore                                 | -                 | 1                 | 2                 | 1                 | 4      |
| Wilsford                                   | -                 | 6                 | -                 | 3                 | 9      |
| Witham St Hughs                            | 231               | 165               | 79                | 25                | 500    |
| <b>West Lindsey</b>                        |                   |                   |                   |                   |        |
| Gainsborough                               | 128               | 284               | 207               | 140               | 759    |
| Market Rasen                               | 90                | 99                | 77                | 57                | 323    |
| Middle Rasen                               | 8                 | 7                 | 5                 | 4                 | 24     |

| Local Authority ward/Parish and Settlement | Completions 06-07 | Completions 07-08 | Completions 08-09 | Completions 09-10 | Totals |
|--|-------------------|-------------------|-------------------|-------------------|--------|
| Caistor                                    | 10                | 12                | 22                | 3                 | 47     |
| Aisthorpe                                  | -                 | -                 | -                 | -                 | 0      |
| Apley                                      | -                 | -                 | -                 | -                 | 0      |
| Bardney                                    | 4                 | 54                | 65                | 35                | 158    |
| Barlings                                   | -                 | -                 | -                 | 2                 | 2      |
| Brattleby                                  | -                 | -                 | -                 | -                 | 0      |
| Broadholme                                 | 2                 | -                 | 1                 | -                 | 3      |
| Broxholme                                  | -                 | -                 | -                 | -                 | 0      |
| Bullington                                 | -                 | -                 | -                 | -                 | 0      |
| Burton                                     | -                 | -                 | -                 | -                 | 0      |
| Burton Waters                              | 33                | 18                | 14                | 11                | 76     |
| Cammeringham                               | 1                 | -                 | -                 | -                 | 1      |
| Cherry Willingham                          | 170               | 7                 | 9                 | 18                | 204    |
| Cold Hanworth                              | -                 | -                 | -                 | -                 | 0      |
| Dunholme                                   | 12                | 1                 | 7                 | 4                 | 24     |

| Local Authority ward/Parish and Settlement | Completions 06-07 | Completions 07-08 | Completions 08-09 | Completions 09-10 | Totals |
|--|-------------------|-------------------|-------------------|-------------------|--------|
| Faldingworth                               | 1                 | 1                 | 2                 | 1                 | 5      |
| Fillingham                                 | 8                 | -                 | -                 | -                 | 8      |
| Fiskerton                                  | 2                 | 5                 | -                 | 1                 | 8      |
| Friesthorpe                                | -                 | -                 | -                 | 1                 | 1      |
| Fulnetby                                   | -                 | -                 | -                 | -                 | 0      |
| Glentworth                                 | 13                | -                 | -                 | -                 | 13     |
| Golto                                      | -                 | -                 | 2                 | -                 | 2      |
| Grange-de-Lings                            | -                 | -                 | -                 | -                 | 0      |
| Hackthorn                                  | -                 | -                 | -                 | -                 | 0      |
| Hawthorn Avenue                            | 43                | -                 | 3                 | -                 | 46     |
| Holton-cum-Beckering                       | -                 | -                 | 1                 | 1                 | 2      |
| Ingham                                     | 6                 | 1                 | -                 | -                 | 7      |
| Ingleby                                    | -                 | -                 | -                 | -                 | 0      |
| Kingthorpe                                 | -                 | -                 | -                 | -                 | 0      |
| Langworth                                  | -                 | -                 | 2                 | -                 | 2      |

| Local Authority ward/Parish and Settlement | Completions 06-07 | Completions 07-08 | Completions 08-09 | Completions 09-10 | Totals |
|--|-------------------|-------------------|-------------------|-------------------|--------|
| Lincoln Fringe (N Greetwell)               | 14                | 14                | -                 | 3                 | 31     |
| Lincoln Fringe (Nettleham)                 | -                 | -                 | -                 | -                 | 0      |
| Lincoln Fringe (Riseholme)                 | -                 | -                 | -                 | -                 | 0      |
| Nettleham                                  | 6                 | -                 | 1                 | 1                 | 8      |
| Newball                                    | -                 | -                 | -                 | -                 | 0      |
| New Toft                                   | -                 | -                 | -                 | -                 | 0      |
| Newton-by-Toft                             | -                 | -                 | -                 | -                 | 0      |
| North Carlton                              | -                 | -                 | 1                 | 5                 | 6      |
| North Greetwell                            | 5                 | -                 | 1                 | -                 | 6      |
| Odder                                      | -                 | -                 | -                 | -                 | 0      |
| Rand                                       | -                 | -                 | -                 | -                 | 0      |
| Reasby                                     | -                 | -                 | -                 | -                 | 0      |
| Reepham                                    | 1                 | 1                 | 3                 | 2                 | 7      |
| Riseholme                                  | -                 | -                 | -                 | -                 | 0      |
| Saxilby                                    | 18                | -                 | 4                 | 3                 | 25     |

| Local Authority ward/Parish and Settlement | Completions 06-07 | Completions 07-08 | Completions 08-09 | Completions 09-10 | Totals |
|--|-------------------|-------------------|-------------------|-------------------|--------|
| Scampton                                   | 2                 | -                 | 1                 | 1                 | 4      |
| Scothern                                   | -                 | -                 | 3                 | -                 | 3      |
| Snarford                                   | -                 | -                 | -                 | -                 | 0      |
| Snelland                                   | -                 | -                 | -                 | -                 | 0      |
| South Carlton                              | -                 | -                 | -                 | -                 | 0      |
| Southrey                                   | 1                 | 1                 | 1                 | -                 | 3      |
| Spridlington                               | 2                 | -                 | -                 | -                 | 2      |
| Stainfield                                 | -                 | -                 | 1                 | 1                 | 2      |
| Stainton-by-Langworth                      | -                 | -                 | -                 | -                 | 0      |
| Sudbrooke                                  | 1                 | 1                 | 3                 | 2                 | 7      |
| Thorpe-le-Fallows                          | -                 | -                 | -                 | -                 | 0      |
| Toft-next-Newton                           | -                 | -                 | 1                 | -                 | 1      |
| Welton                                     | 9                 | 5                 | 2                 | 29                | 45     |
| Wickenby                                   | -                 | -                 | -                 | -                 | 0      |
| Aisby                                      | 2                 | -                 | -                 | -                 | 2      |

| Local Authority ward/Parish and Settlement | Completions 06-07 | Completions 07-08 | Completions 08-09 | Completions 09-10 | Totals |
|--|-------------------|-------------------|-------------------|-------------------|--------|
| Atterby                                    | -                 | -                 | -                 | 1                 | 1      |
| Bigby                                      | 3                 | 2                 | 1                 | -                 | 6      |
| Bishop Bridge                              | -                 | -                 | -                 | -                 | 0      |
| Bishop Norton                              | 1                 | 27                | 8                 | 3                 | 39     |
| Bleasby Moor                               | 2                 | -                 | -                 | -                 | 2      |
| Blyborough                                 | -                 | -                 | -                 | -                 | 0      |
| Blyton                                     | 27                | 4                 | 1                 | -                 | 32     |
| Brampton                                   | -                 | -                 | 1                 | 1                 | 2      |
| Bransby                                    | -                 | -                 | -                 | -                 | 0      |
| Brocklesby                                 | -                 | -                 | -                 | -                 | 0      |
| Brookenby                                  | 2                 | -                 | -                 | -                 | 2      |
| Buslingthorpe                              | 1                 | -                 | -                 | -                 | 1      |
| Caenby                                     | 1                 | -                 | -                 | -                 | 1      |
| Cabourne                                   | -                 | -                 | -                 | -                 | 0      |
| Claxby                                     | -                 | -                 | -                 | -                 | 0      |

| Local Authority ward/Parish and Settlement | Completions 06-07 | Completions 07-08 | Completions 08-09 | Completions 09-10 | Totals |
|--|-------------------|-------------------|-------------------|-------------------|--------|
| Clixby                                     | -                 | -                 | -                 | -                 | 0      |
| Coates                                     | -                 | -                 | -                 | -                 | 0      |
| Corringham                                 | 23                | 6                 | 1                 | 1                 | 31     |
| Cuxwold                                    | -                 | -                 | -                 | -                 | 0      |
| East Ferry                                 | -                 | -                 | -                 | -                 | 0      |
| East Firsby                                | -                 | -                 | -                 | -                 | 0      |
| East Stockwith                             | 2                 | -                 | 1                 | 1                 | 4      |
| Fenton                                     | 4                 | 2                 | 5                 | -                 | 11     |
| Gate Burton                                | -                 | -                 | -                 | -                 | 0      |
| Glentham                                   | 13                | -                 | 1                 | 1                 | 15     |
| Grasby                                     | 10                | 1                 | -                 | -                 | 11     |
| Grayingham                                 | 3                 | -                 | -                 | -                 | 3      |
| Great Limber                               | 4                 | -                 | 1                 | -                 | 5      |
| Hardwick                                   | 1                 | -                 | 1                 | -                 | 2      |
| Harpwell                                   | -                 | -                 | 1                 | -                 | 1      |

| Local Authority ward/Parish and Settlement | Completions 06-07 | Completions 07-08 | Completions 08-09 | Completions 09-10 | Totals |
|--|-------------------|-------------------|-------------------|-------------------|--------|
| Heapham                                    | -                 | -                 | -                 | -                 | 0      |
| Hemswell                                   | 1                 | 1                 | -                 | 1                 | 3      |
| Hemswell Cliff                             | 1                 | -                 | -                 | -                 | 1      |
| Holton-le-Moor                             | -                 | -                 | -                 | -                 | 0      |
| Keelby                                     | -                 | -                 | -                 | 1                 | 1      |
| Kettlethorpe                               | -                 | -                 | -                 | -                 | 0      |
| Kexby                                      | 2                 | -                 | -                 | 2                 | 4      |
| Kingerby                                   | -                 | -                 | -                 | -                 | 0      |
| Kirkby                                     | 4                 | -                 | -                 | -                 | 4      |
| Kirmond-le-Mire                            | -                 | -                 | -                 | -                 | 0      |
| Knaith                                     | 4                 | -                 | 1                 | 1                 | 6      |
| Knaith Park                                | 4                 | -                 | -                 | -                 | 4      |
| Laughterton                                | 1                 | 3                 | 1                 | -                 | 5      |
| Laughton                                   | 2                 | 5                 | 1                 | -                 | 8      |
| Lea  | -                 | -                 | -                 | 2                 | 2      |




| Local Authority ward/Parish and Settlement | Completions 06-07 | Completions 07-08 | Completions 08-09 | Completions 09-10 | Totals |
|--|-------------------|-------------------|-------------------|-------------------|--------|
| Legsby                                     | 3                 | -                 | -                 | 1                 | 4      |
| Linwood                                    | -                 | -                 | -                 | -                 | 0      |
| Lissington                                 | -                 | -                 | -                 | -                 | 0      |
| Marton                                     | 5                 | -                 | -                 | -                 | 5      |
| Moortown                                   | -                 | -                 | -                 | -                 | 0      |
| Morton                                     | 10                | -                 | 9                 | 8                 | 27     |
| Nettleton                                  | 2                 | 8                 | -                 | 1                 | 11     |
| Newton-on-Trent                            | 4                 | -                 | 1                 | 2                 | 7      |
| Normanby-by-Stow                           | -                 | -                 | -                 | -                 | 0      |
| Normanby-by-Spital                         | 4                 | -                 | 2                 | -                 | 6      |
| Normanby-le-Wold                           | -                 | -                 | -                 | -                 | 0      |
| North Kelsey                               | 1                 | 2                 | 1                 | 1                 | 5      |
| Moor                                       | -                 | -                 | -                 | -                 | 0      |
| Northorpe                                  | -                 | -                 | -                 | -                 | 0      |
| North Owersby                              | -                 | -                 | 1                 | -                 | 1      |

| Local Authority ward/Parish and Settlement | Completions 06-07 | Completions 07-08 | Completions 08-09 | Completions 09-10 | Totals |
|--|-------------------|-------------------|-------------------|-------------------|--------|
| North Willingham                           | 1                 | -                 | -                 | -                 | 1      |
| Osgodby                                    | 4                 | 1                 | 3                 | 1                 | 9      |
| Owmbly                                     | -                 | -                 | -                 | -                 | 0      |
| Owmbly-by-Spital                           | 1                 | -                 | 1                 | -                 | 2      |
| Pilham                                     | -                 | -                 | -                 | -                 | 0      |
| Riby                                       | -                 | -                 | -                 | -                 | 0      |
| Rothwell                                   | -                 | -                 | -                 | -                 | 0      |
| Saxby                                      | -                 | -                 | -                 | -                 | 0      |
| Scotter                                    | 68                | 50                | 8                 | 13                | 139    |
| Scotterthorpe                              | 2                 | -                 | 1                 | -                 | 3      |
| Scotton                                    | 17                | 21                | 1                 | 1                 | 40     |
| Searby                                     | 4                 | -                 | -                 | -                 | 4      |
| Sixhills                                   | -                 | -                 | -                 | -                 | 0      |
| Snitterby                                  | -                 | -                 | 2                 | 6                 | 8      |

| Local Authority ward/Parish and Settlement | Completions 06-07 | Completions 07-08 | Completions 08-09 | Completions 09-10 | Totals |
|--|-------------------|-------------------|-------------------|-------------------|--------|
| Somerby                                    | -                 | -                 | -                 | -                 | 0      |
| South Owersby                              | -                 | -                 | -                 | -                 | 0      |
| South Kelsey                               | 7                 | 6                 | 2                 | 1                 | 16     |
| Springthorpe                               | -                 | -                 | 2                 | -                 | 2      |
| Spital in the Street                       | -                 | -                 | -                 | -                 | 0      |
| Stainton-le-Vale                           | -                 | -                 | -                 | -                 | 0      |
| Stow                                       | -                 | 1                 | -                 | -                 | 1      |
| Stow Park                                  | -                 | -                 | -                 | -                 | 0      |
| Sturgate                                   | -                 | -                 | -                 | -                 | 0      |
| Sturton-by-Stow                            | 6                 | 1                 | 1                 | 1                 | 9      |
| Susworth                                   | -                 | 1                 | -                 | -                 | 1      |
| Swallow                                    | -                 | 7                 | 1                 | 1                 | 9      |
| Swinhope                                   | -                 | -                 | -                 | -                 | 0      |
| Tealby                                     | -                 | -                 | -                 | -                 | 0      |
| Thonock                                    | -                 | -                 | -                 | -                 | 0      |

| Local Authority ward/Parish and Settlement | Completions 06-07 | Completions 07-08 | Completions 08-09 | Completions 09-10 | Totals |
|--|-------------------|-------------------|-------------------|-------------------|--------|
| Thoresway                                  | -                 | -                 | -                 | -                 | 0      |
| Thorganby                                  | -                 | -                 | -                 | -                 | 0      |
| Thornton-le-Moor                           | -                 | -                 | -                 | -                 | 0      |
| Torksey                                    | 1                 | 2                 | 1                 | 5                 | 9      |
| Torksey Lock                               | -                 | -                 | -                 | -                 | 0      |
| Upton                                      | 4                 | -                 | 1                 | -                 | 5      |
| Usselby                                    | -                 | -                 | -                 | -                 | 0      |
| Waddingham                                 | 12                | -                 | 3                 | 1                 | 16     |
| Walesby                                    | -                 | 1                 | -                 | -                 | 1      |
| Walkerith                                  | -                 | -                 | 1                 | -                 | 1      |
| West Firsby                                | -                 | -                 | -                 | -                 | 0      |
| West Rasen                                 | -                 | -                 | -                 | -                 | 0      |
| Wildsworth                                 | 2                 | 1                 | -                 | -                 | 3      |
| Willingham-by-Stow                         | 4                 | 4                 | -                 | -                 | 8      |
| Willoughton                                | 3                 | -                 | -                 | -                 | 3      |

| Local Authority ward/Parish and Settlement | Completions 06-07 | Completions 07-08 | Completions 08-09 | Completions 09-10 | Totals      |
|--|-------------------|-------------------|-------------------|-------------------|-------------|
| Yawthorpe                                  | -                 | -                 | -                 | -                 | 0           |
| <b>Central Lincolnshire Overall Total</b>  | <b>2115</b>       | <b>1791</b>       | <b>1289</b>       | <b>1214</b>       | <b>6409</b> |



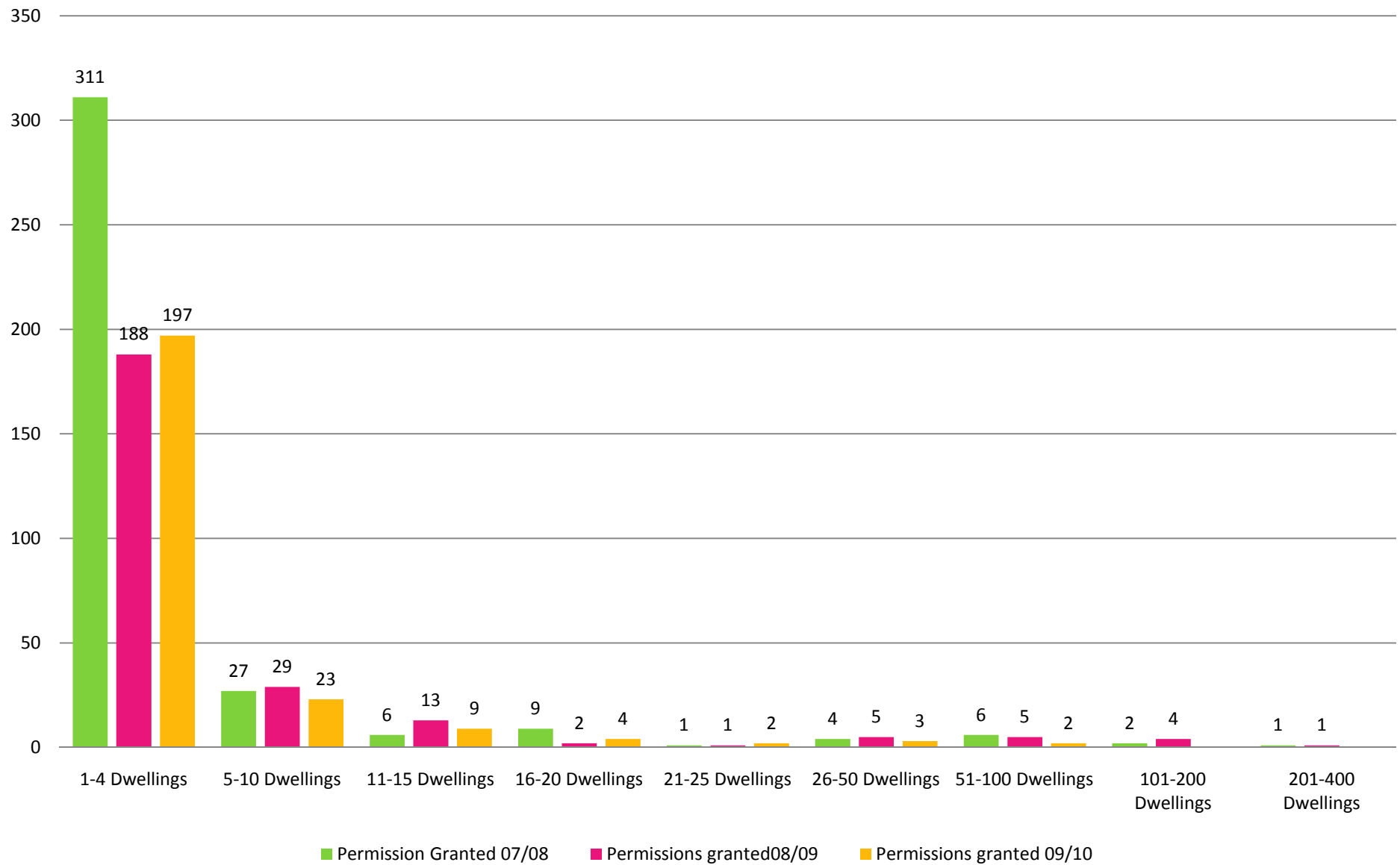
# Central Lincolnshire Joint Strategic Planning Committee

## Central Lincolnshire Permissions Granted 2007-2010 (by site size) Overview

| Site Size         | Permission Granted 07/08 | Permissions granted 08/09 | Permissions granted 09/10 | Total      |
|-------------------|--------------------------|---------------------------|---------------------------|------------|
| 1-4 Dwellings     | 311 <sup>42</sup>        | 188                       | 197                       | 696        |
| 5-10 Dwellings    | 27                       | 29                        | 23                        | 79         |
| 11-15 Dwellings   | 6                        | 13                        | 9                         | 28         |
| 16-20 Dwellings   | 9                        | 2                         | 4                         | 15         |
| 21-25 Dwellings   | 1                        | 1                         | 2                         | 4          |
| 26-50 Dwellings   | 4                        | 5                         | 3                         | 12         |
| 51-100 Dwellings  | 6                        | 5                         | 2                         | 13         |
| 101-200 Dwellings | 2                        | 4                         | -                         | 6          |
| 201-400 Dwellings | 1                        | 1                         | -                         | 2          |
| <b>Total</b>      | <b>367</b>               | <b>248</b>                | <b>240</b>                | <b>855</b> |

<sup>42</sup> Permissions Granted: "In 2007-2008 on sites of between 1-4 dwellings, 311 permissions were granted in Central Lincolnshire".

## Central Lincolnshire Permissions Granted 2007-2010 (by site size) overview



## Detailed analysis of Central Lincolnshire Permissions Granted (by Site size) 2007-2010

### Central Lincolnshire Permissions Granted 2007-2008

| Site size         | Permissions Granted 2007-2008 | Number of Dwellings from Permissions Granted 2007-2008 |
|-------------------|-------------------------------|--|
| 1-4 Dwellings     | 311 <sup>43</sup>             | 453 <sup>44</sup>                                      |
| 5-10 Dwellings    | 27                            | 186  |
| 11-15 Dwellings   | 6                             | 82   |
| 16-20 Dwellings   | 9                             | 161  |
| 21-25 Dwellings   | 1                             | 21   |
| 26-50 Dwellings   | 4                             | 162  |
| 51-100 Dwellings  | 6                             | 497  |
| 101-200 Dwellings | 2                             | 232  |
| 201-400 Dwellings | 1                             | 219  |
| <b>Total</b>      | <b>367</b>                    | <b>2013</b>  |

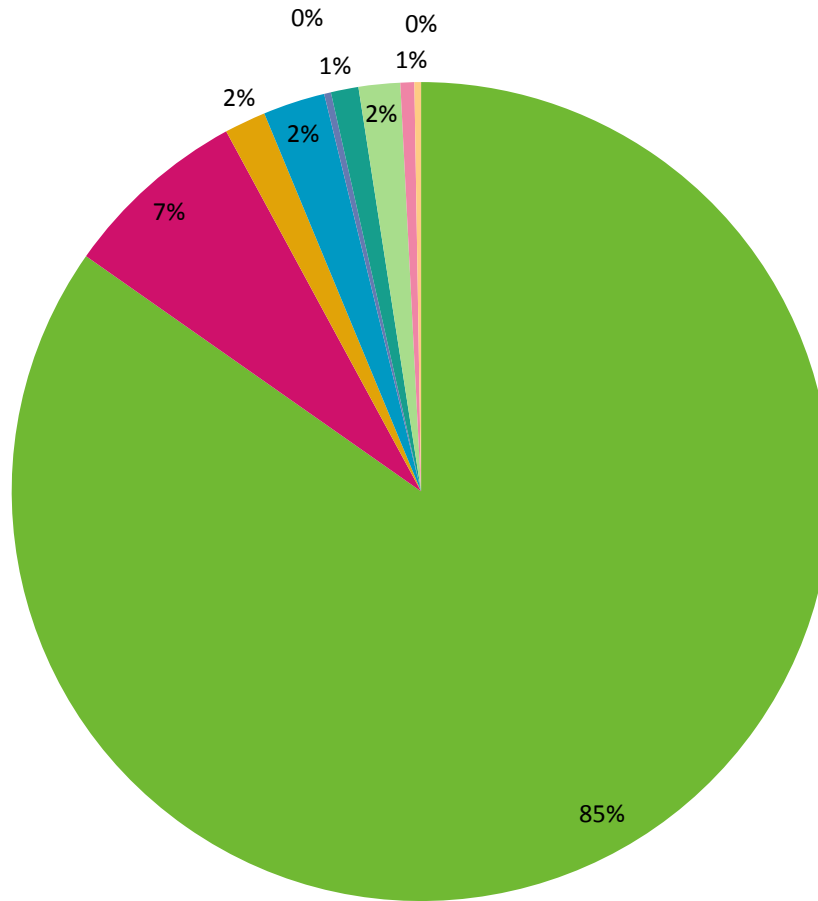
<sup>43</sup> Permissions granted example: In 2007-2008, on sites of between 1-4 dwellings, 311 permissions were granted.

<sup>44</sup> Number of dwellings from permissions granted: In 2007-2008, on sites of between 1-4 dwellings, from the 311 permissions granted, 453 dwellings were approved to be built.



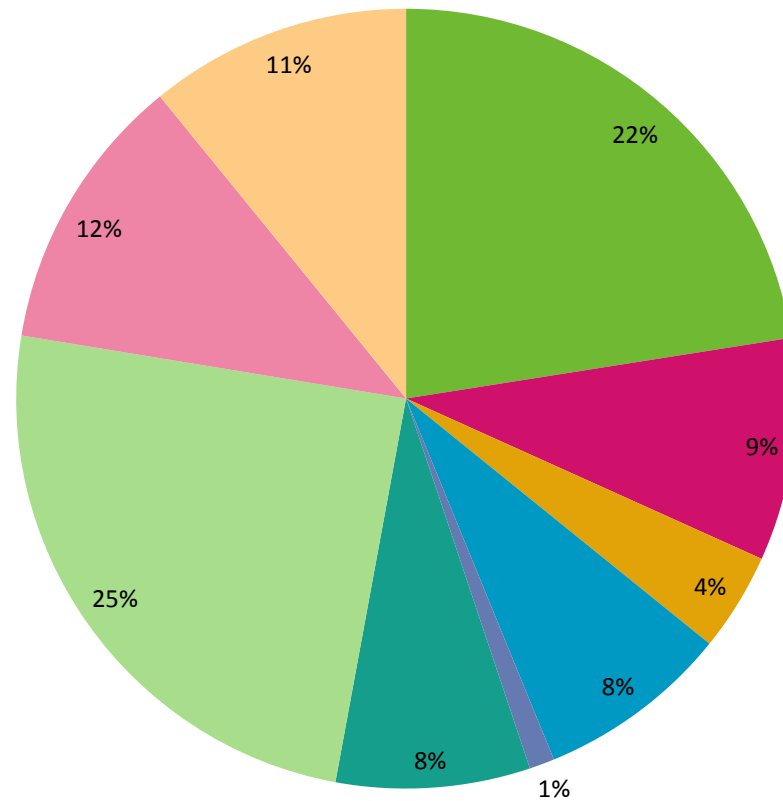
## Number of Permissions Granted 2007-2008

1-4 Dwellings    5-10 Dwellings    11-15 Dwellings    16-20 Dwellings    21-25 Dwellings  
26-50 Dwellings    51-100 Dwellings    101-200 Dwellings    201-400 Dwellings



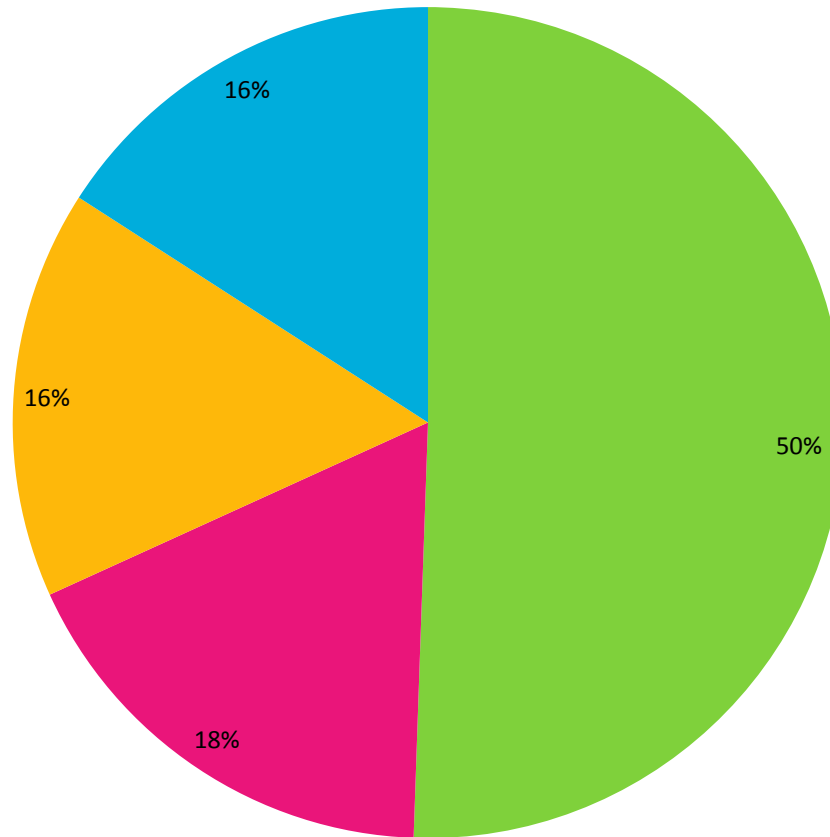
## Total Number of dwellings from the Permissions Granted within the financial year (by Site size) 2007-2008

1-4 Dwellings    5-10 Dwellings    11-15 Dwellings    16-20 Dwellings    21-25 Dwellings  
26-50 Dwellings    51-100 Dwellings    101-200 Dwellings    201-400 Dwellings



## Permissions Granted 2007-2008 (1-4 Dwelling site size)

■ 1 Dwelling ■ 2 Dwellings ■ 3 Dwellings ■ 4 Dwellings



## Central Lincolnshire Permissions Granted 2008-2009

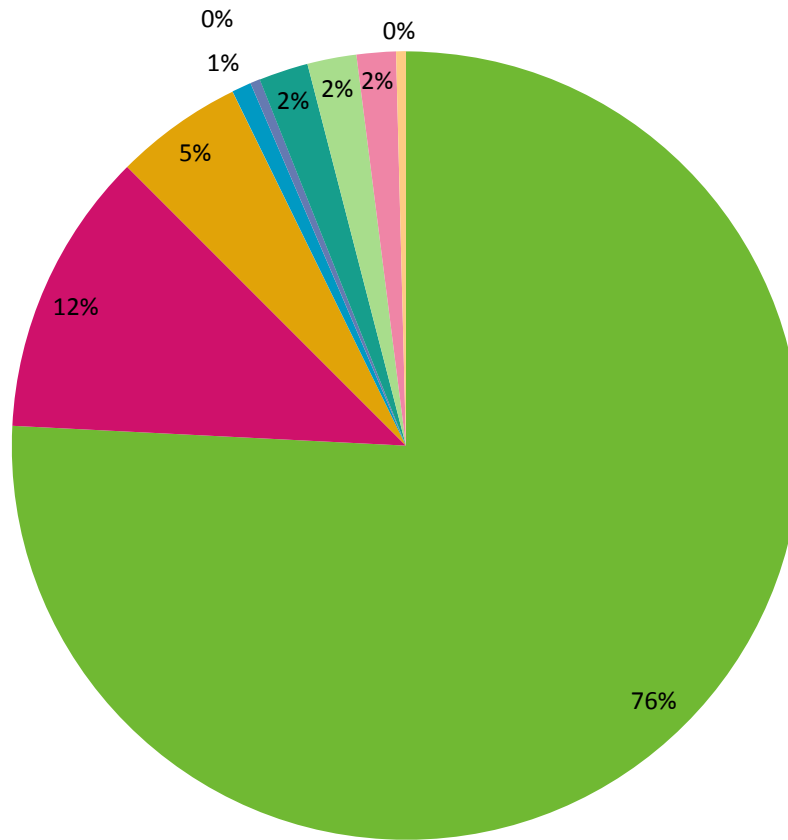
| Site size         | Permissions Granted 2008-2009 | Number of Dwellings from Permissions Granted 2008-2009 | Total       |
|-------------------|-------------------------------|--|-------------|
| 1-4 Dwellings     | 188 <sup>45</sup>             | 286 <sup>46</sup>                                      | 474         |
| 5-10 Dwellings    | 29                            | 211  | 240         |
| 11-15 Dwellings   | 13                            | 172  | 185         |
| 16-20 Dwellings   | 2                             | 37   | 39          |
| 21-25 Dwellings   | 1                             | 22   | 23          |
| 26-50 Dwellings   | 5                             | 157  | 162         |
| 51-100 Dwellings  | 5                             | 283  | 288         |
| 101-200 Dwellings | 4                             | 539  | 543         |
| 301-400 Dwellings | 1                             | 380  | 381         |
| <b>Total</b>      | <b>248</b>                    | <b>2087</b>  | <b>2335</b> |

<sup>45</sup> Permissions granted example: In 2008-2009, on sites of between 1-4 dwellings, 188 permissions were granted.

<sup>46</sup> Number of dwellings from permissions granted: In 2008-2008, on sites of between 1-4 dwellings, from the 188 permissions granted 286 dwellings were approved to be built.

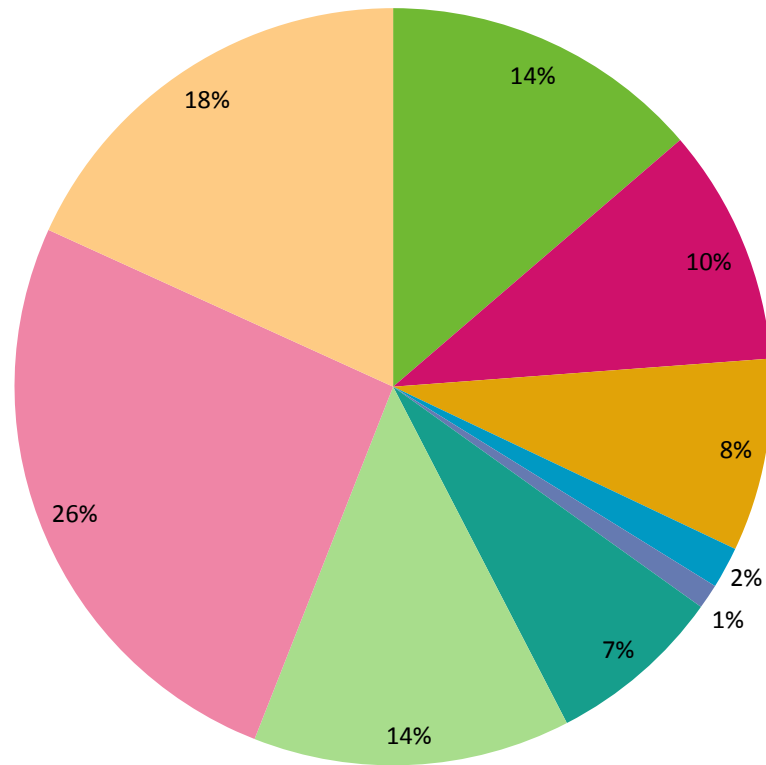
## Number of Permissions Granted 2008-2009

1-4 Dwellings    5-10 Dwellings    11-15 Dwellings    16-20 Dwellings    21-25 Dwellings  
26-50 Dwellings    51-100 Dwellings    101-200 Dwellings    301-400 Dwellings



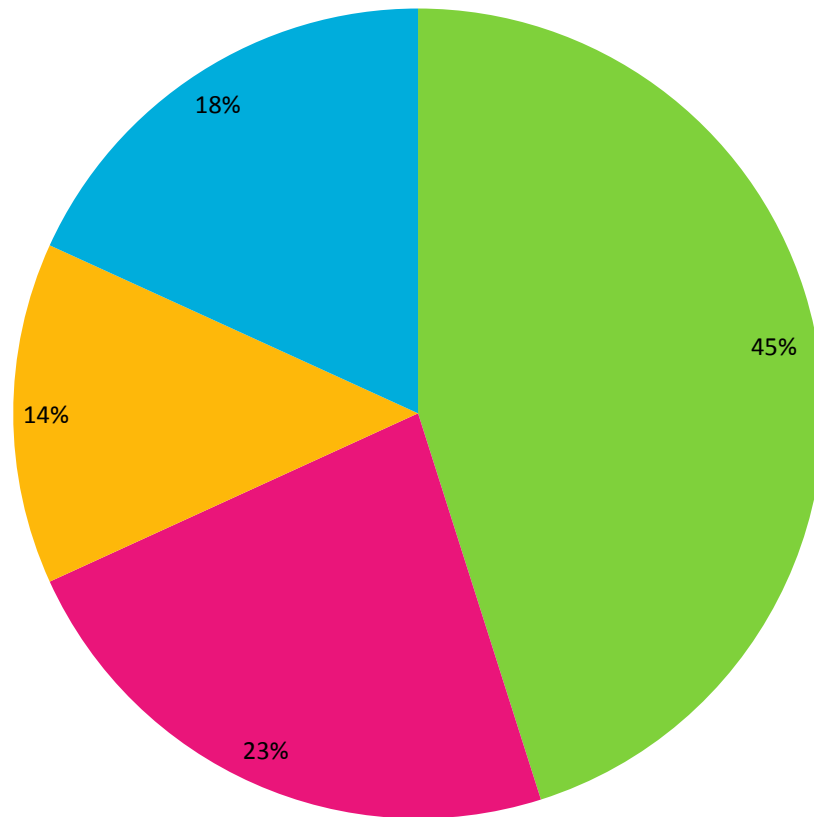
## Total Number of Dwellings from the Permissions Granted within the financial year (by Site Size) 2008-2009

1-4 Dwellings    5-10 Dwellings    11-15 Dwellings    16-20 Dwellings    21-25 Dwellings  
26-50 Dwellings    51-100 Dwellings    101-200 Dwellings    301-400 Dwellings



## Permissions Granted 2008-2009 (1-4 dwelling site size)

■ 1 Dwelling ■ 2 Dwellings ■ 3 Dwellings ■ 4 Dwellings



## Central Lincolnshire Permissions Granted 2009-2010

| Site size        | Permissions Granted 2009-2010 | Number of Dwellings from Permissions Granted 2009-2010 | Total       |
|------------------|-------------------------------|--|-------------|
| 1-4 Dwellings    | 197 <sup>47</sup>             | 302 <sup>48</sup>                                      | 499         |
| 5-10 Dwellings   | 23                            | 169  | 192         |
| 11-15 Dwellings  | 9                             | 114  | 123         |
| 16-20 Dwellings  | 4                             | 68   | 72          |
| 21-50 Dwellings  | 2                             | 46   | 48          |
| 26-50 Dwellings  | 3                             | 116  | 119         |
| 51-100 Dwellings | 2                             | 150  | 152         |
| <b>Total</b>     | <b>240</b>                    | <b>965</b>   | <b>1205</b> |

Central Lincolnshire  
Joint Strategic Planning Committee

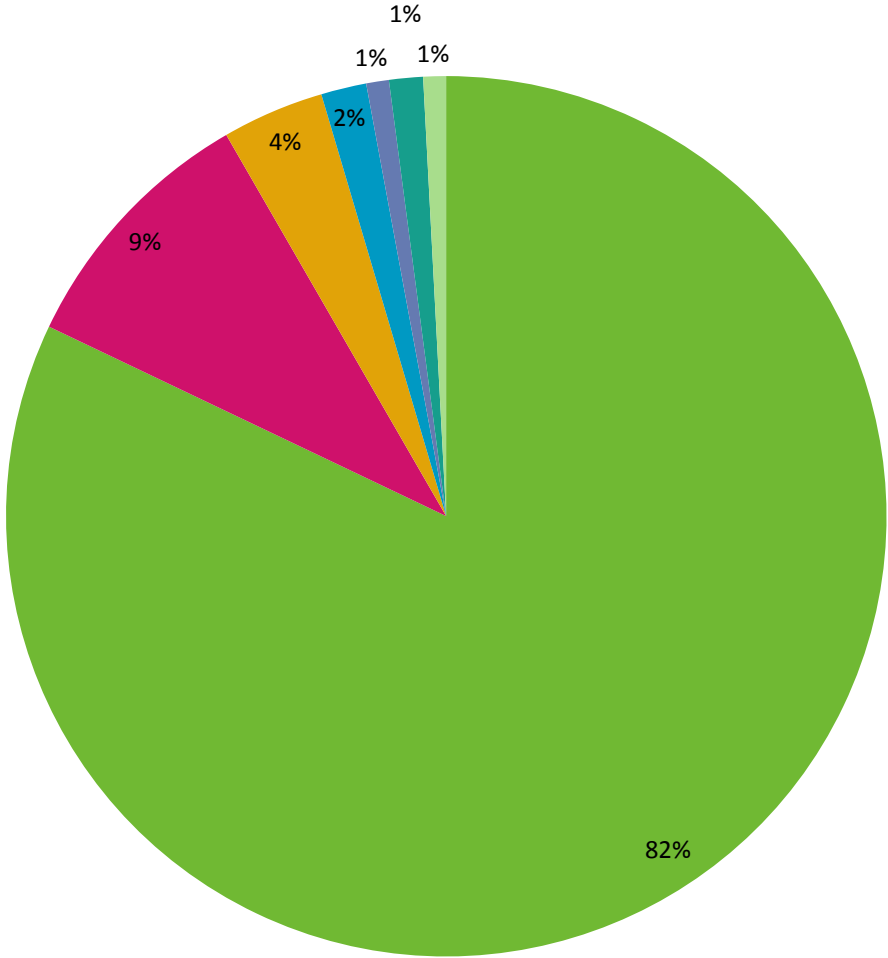
<sup>47</sup> Permissions granted example: In 2009-2010, on sites of between 1-4 dwellings, 197 permissions were granted.

<sup>48</sup> Number of dwellings from permissions granted: In 2008-2008, on sites of between 1-4 dwellings, from the 197 permissions granted, 302 dwellings were approved to be built.



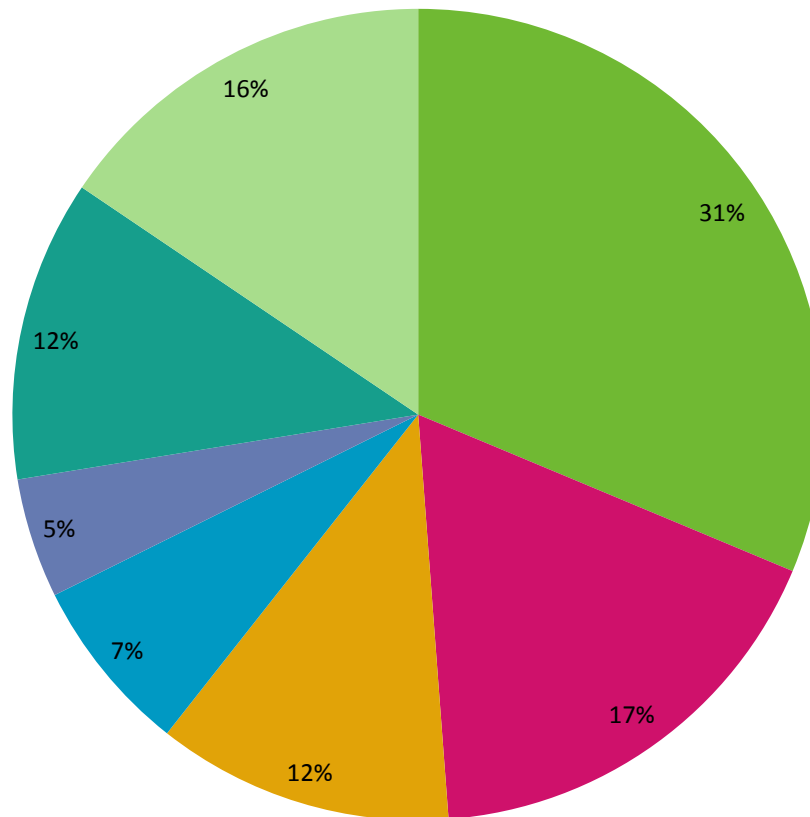
# Number of Permissions Granted 2009-2010

■ 1-4 Dwellings ■ 5-10 Dwellings ■ 11-15 Dwellings ■ 16-20 Dwellings ■ 21-50 Dwellings ■ 26-50 Dwellings ■ 51-100 Dwellings



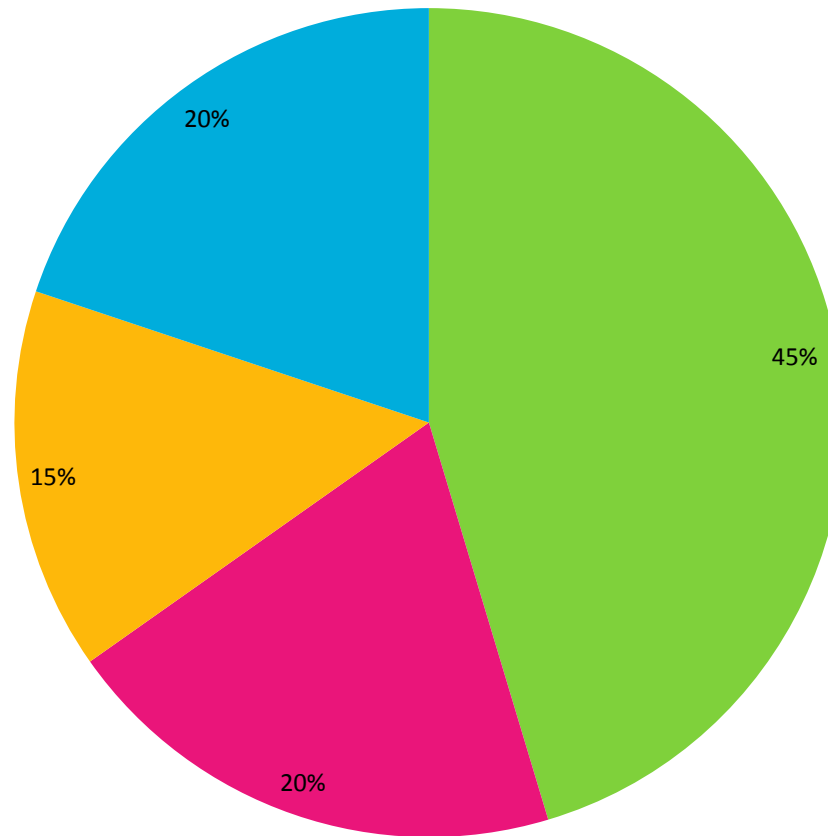
## Total Number of dwellings from Permissions Granted within the financial year (by Site Size) 2009-2010

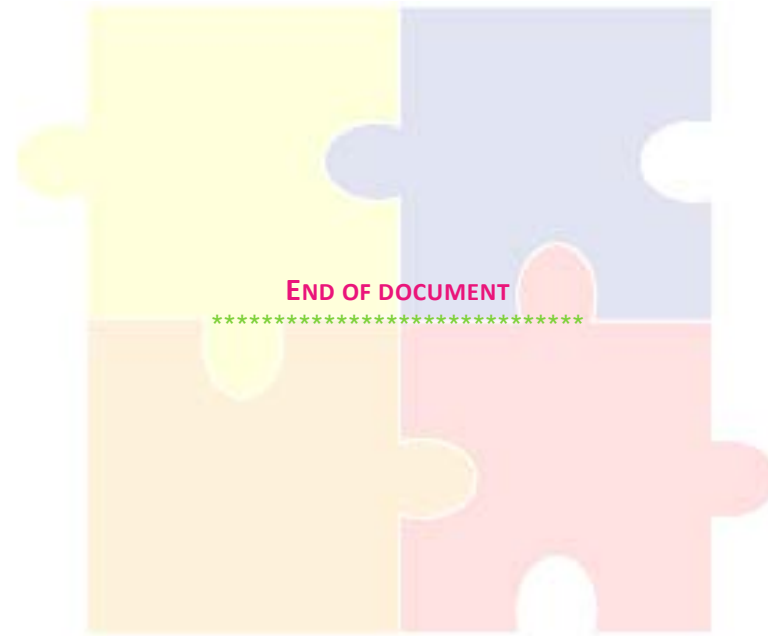
■ 1-4 Dwellings ■ 5-10 Dwellings ■ 11-15 Dwellings ■ 16-20 Dwellings ■ 21-50 Dwellings ■ 26-50 Dwellings ■ 51-100 Dwellings



## Permissions Granted 2009-2010 (1-4 dwelling site size)

■ 1 Dwelling ■ 2 Dwellings ■ 3 Dwellings ■ 4 Dwellings





END OF DOCUMENT

\*\*\*\*\*

# Central Lincolnshire Joint Strategic Planning Committee